



PRODUCT: VL1000™, VL2000™ and VL3000™ Luminaires

SUBJECT: **RECOMMENDED PROCEDURE** - Dousing Lamps Before Shutting Off Power

OVERVIEW

It is recommended that users of VARI*LITE® products (VL1000, VL2000 and VL3000 Luminaires) douse the lamp before shutting off or disconnecting power to the entire luminaire.

RECOMMENDED POWER OFF PROCEDURE

In order to improve the operational life of the luminaire and its components, Vari-Lite recommends the following procedure be followed for all VARI*LITE luminaires when shutting them down.


- Step 1. Douse lamp a minimum of five (5) minutes before shutting off or disconnecting power to the luminaire.
- Step 2. Allow the luminaire's fans to run during this five minute period to dissipate any remaining heat in the head or upper enclosure.*
- Step 3. Follow your normal shutdown or power disconnect procedure.

Note: * In the VL1000 luminaire (tungsten version) the fans are thermally triggered. If the luminaire is not above the thermal trigger point, the fans will be off.


BENEFITS

- When this recommended procedure is followed, any remaining heat is extracted from the luminaire's head and upper enclosure by the luminaire's fans.
- Internal components are provided an additional cooling period, therefore prolonging operational life.
- Components are cooler to the touch during routine maintenance or repair activities.

CONTACT INFORMATION

For more information on this technical notice or on VARI*LITE products, please contact your authorized Vari-Lite dealer or Vari-Lite at the address below.

Vari-Lite * 10911 Petal Street Dallas, Texas 75238 USA * 1.877.VARILITE * www.vari-lite.com

VARI*LITE®, VL1000™, VL2000™, and VL3000™ are trademarks of Genlyte Thomas Group LLC