




PRODUCT: All VARI*LITE Luminaires Without Power Switches

SUBJECT: Neutrik Power Connectors

Note: This technical notice is for informational purposes only. Users and owners of VARI*LITE luminaires are not required to inspect or replace their connectors.

OVERVIEW



Vari-Lite would like to remind users and owners of VARI*LITE luminaires that do not have an on-board power switch the following when connecting and disconnecting the Neutrik connector to and from a fixture.

- Before connecting or disconnecting a Neutrik input power connector (AC input power cable) from a VARI*LITE luminaire that does not have a power switch, you should completely de-energize the circuit beforehand at the source.
- The following is a warning statement from Neutrik:



Attention: The powerCON is a connector without breaking capacity, i.e. the powerCON should not be connected or disconnected under load or live!

If you have any questions as to any aspect of this Technical Notice, please contact Vari-Lite technical support at 1-877-VARILITE or +1-214-647-7880.



WARNING: Any repairs or maintenance to VARI*LITE luminaires should only be performed by a trained and qualified service technician or at an Authorized VARI*LITE Service facility.

CONTACT INFORMATION

For more information on this technical notice or on VARI*LITE products, please contact your Authorized VARI*LITE Dealer, Service Center or Vari-Lite technical support at 1-877-VARILITE or +1-214-647-7880.