

SL BAR 720ZT

▶ Photometric Data(Maximum zoom, Calibration on)

Luminaire specifications

Optical system: Zoom range 5.5 to 38 degree @50%

Beam angle(50%): 38 degree

Field angle(10%): 54 degree

CRI: /

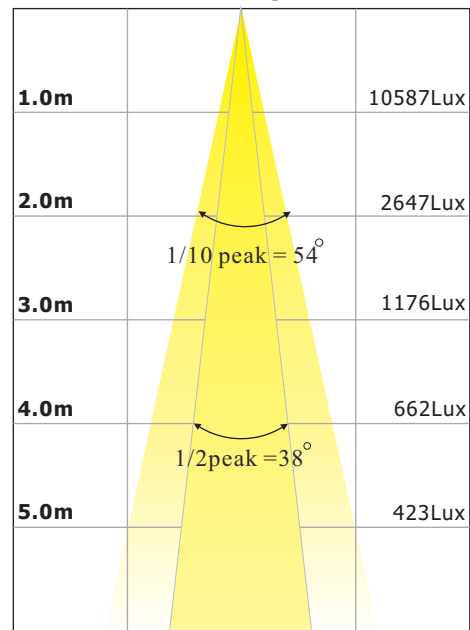
Illuminance

DISTANCE	1m	2m	3m	5m
COLOR	Lux	Lux	Lux	Lux
Red	2348	587	261	94
Green	4109	1027	457	164
Blue	877	219	97	35
White	5485	1371	609	219
RGBW	10587	2647	1176	423

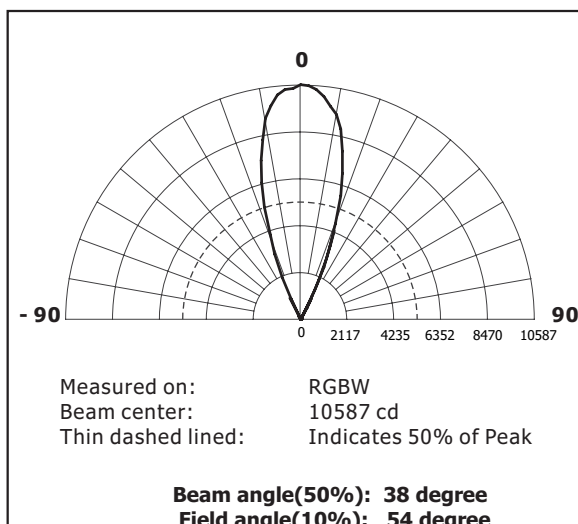
Light output

COLOR	Total (lumens)	Power(watts)	Efficacy(lm/W)
R	900	64	14.1
G	1575	92	17.1
B	336	44	7.6
W	2102	81	26
RGBW	4053	236	17.2

Full intensity in RGBW

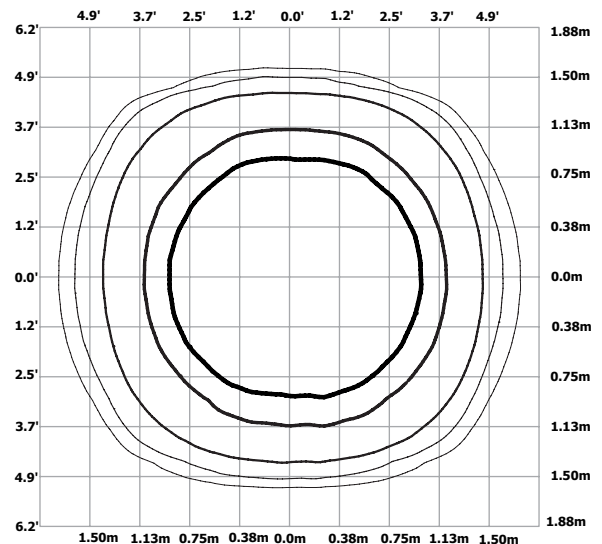


Light distribution



IES file is also available

Isolux diagram



At 3m distance
 — 3% 35 lx — 10% 118 lx
 — 5% 59 lx — 30% 353 lx
 — 50% 588 lx