

SL BAR 720ZT

► Photometric Data(Medium zoom, Calibraiton on)

Luminaire specifications

Optical system: Zoom range 5.5 to 38 degree @50%

Beam angle(50%): 20 degree

Field angle(10%): 34 degree

CRI: /

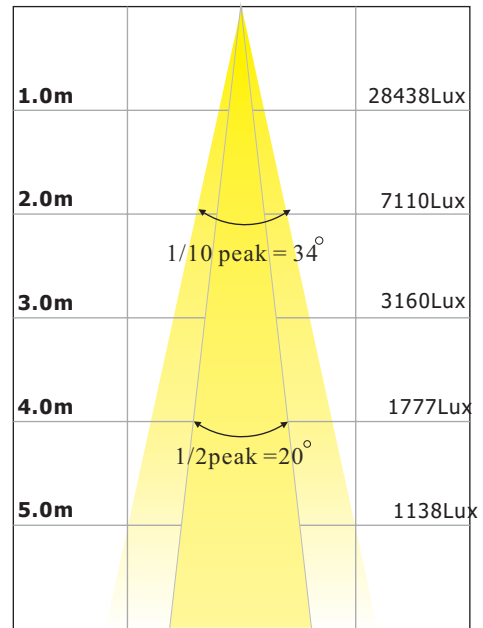
Illuminance

DISTANCE	1m	2m	3m	5m
COLOR	Lux	Lux	Lux	Lux
Red	5132	1283	570	205
Green	9236	2309	1026	369
Blue	2055	514	228	82
White	11244	2811	1249	450
RGBW	28438	7110	3160	1138

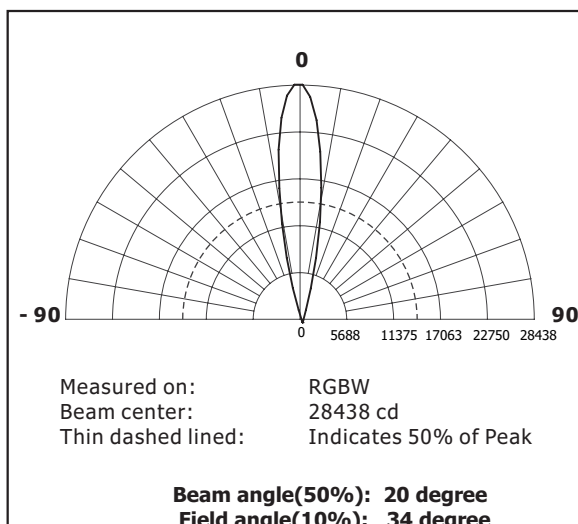
Light output

COLOR	Total (lumens)	Power(watts)	Efficacy(lm/W)
R	616	64	9.6
G	1143	92	12.4
B	278	44	6.3
W	1720	81	21.2
RGBW	3402	236	14.4

Full intensity in RGBW

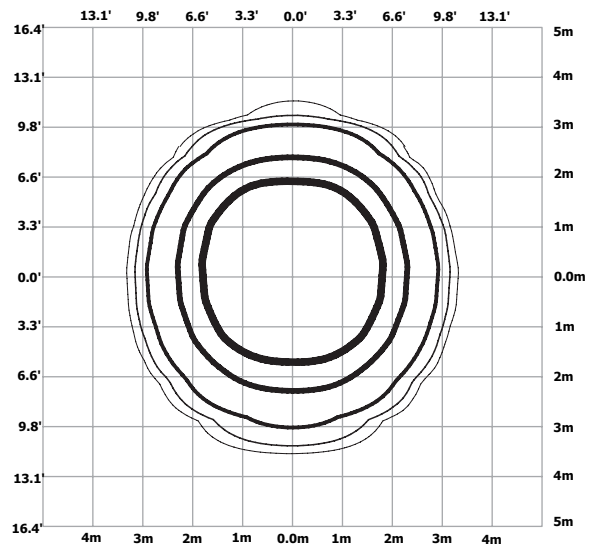


Light distribution



IES file is also available

Isolux diagram



At 10m distance

- 3% 8.5 lx
- 5% 14.2 lx
- 10% 28.4 lx
- 30% 85.2 lx
- 50% 142 lx