

SL BAR 720 ZT

► Photometric Data(Minimum zoom, Calibration on)

Luminaire specifications

Optical system: Zoom range 5.5 to 38 degree @50%

Beam angle(50%): 5.5 degree

Field angle(10%): 9.5 degree

CRI: /

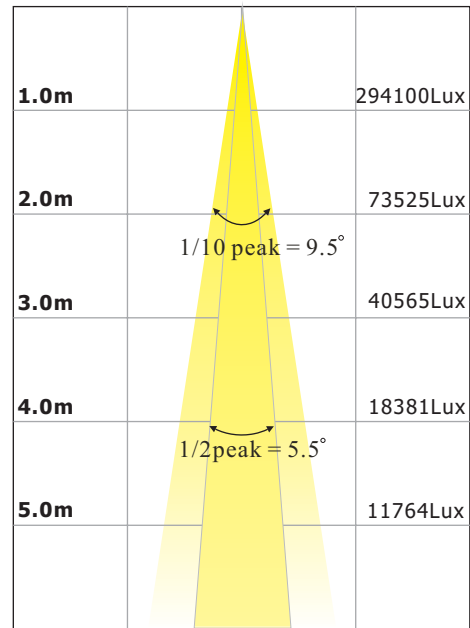
Illuminance

COLOR	DISTANCE	1m	3m	5m	10m
	Lux	Lux	Lux	Lux	Lux
Red		55800	6200	2232	558
Green		91200	10133	3648	912
Blue		30800	3422	1232	308
White		139500	15500	5580	1395
RGBW		294100	32678	14603	2941

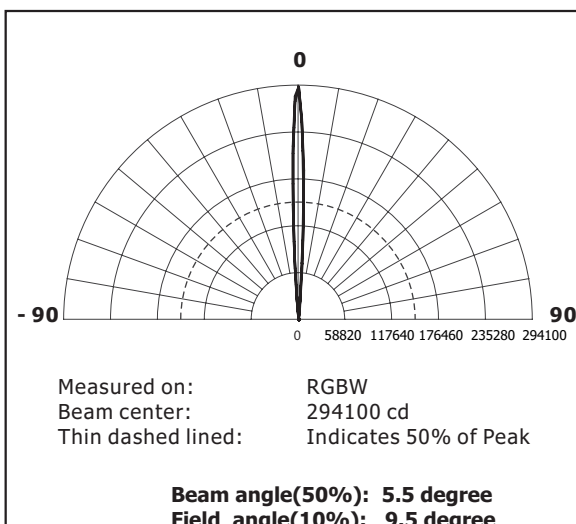
Light output

COLOR	Total (lumens)	Power(watts)	Efficacy(lm/W)
R	587	64	9.2
G	943	92	10.3
B	314	44	7.1
W	1407	81	17.4
RGBW	3012	236	12.8

Full intensity in RGBW

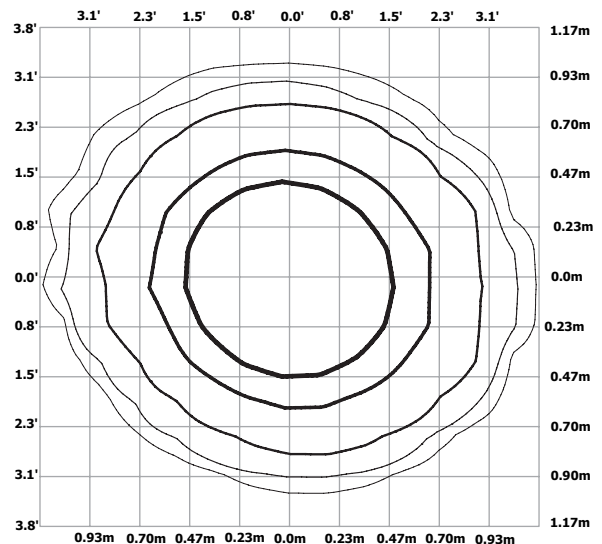


Light distribution



IES file is also available

Isolux diagram



At 10m distance

- 3% 88 lx
- 5% 147 lx
- 10% 294 lx
- 30% 882 lx
- 50% 1471 lx