

VARI*LITE TECHNICAL BULLETIN

SUBJECT: VL4000 Spot Luminaire Software Release	SERIES: 4000
DISTRIBUTION: Dealers, Service Centers, End Users	STATUS: Routine

Introduction

Embedded Software Release

Vari-Lite has a new software release for VL4000 Spot Luminaires. Software version **04/15/16** (file name, **VL4000_041516.bin**) is now available for download and installation.

Vari-Lite suggests all owners and users of the VL4000 Spot Luminaires download and install this new version of software from the Support section of the Vari-Lite web site (www.vari-lite.com).

Please review this bulletin in its entirety before downloading and installing the software.

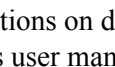
Note: VL4000 Spot Luminaires manufactured on and after **04/18/16** will have this software installed. This software may be loaded in all previously manufactured fixtures.



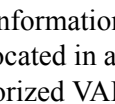
Important Notes About this Version of Software

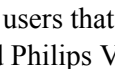
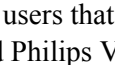
- * *Please review this bulletin in its entirety before downloading and installing the software.*
- * *Power recycling is required after new software is installed.*

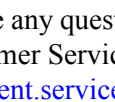
About PEGASUS Upload Software

For instructions on downloading and installing VARI*LITE luminaire software, refer to luminaire's user manual.

The PEGASUS Upload Software and luminaire firmware files are available for download, at no charge, from the Philips Vari-Lite web site at www.vari-lite.com in any luminaire product downloads support section.

For more information on PEGASUS Upload Software, please refer to Vari-Lite Technical Notice TN-349 (located in any product downloads Support section on the Vari-Lite web site) or contact your Authorized VARI*LITE Dealer or Vari-Lite customer service.

Note: For users that wish to purchase a Philips VARI*LITE USB Upload Cable, contact Authorized Philips VARI*LITE Dealer and order part number: **PEGASUS**.

If you have any questions regarding this release or your VARI*LITE product, please contact Vari-Lite Customer Service at 1-877-VARILITE (or +1-214-647-7880) or via e-mail at entertainment.service@philips.com.

Release Notes

Updates to VL4000 Spot Luminaire Software (04/15/16):

- Added Auto-Shutdown feature to Config Menu, to allow the fixture to automatically go into shutdown after a selected number of hours (displayed on the status bar). Note, default setting is no automatic shutdown*.

Note: *If either the dimmer channel is at DMX 000 or the strobe channel is closed (DMX 006 thru 010) and remains that way for the time period chosen duration of the timeout period, the fixture will enter shutdown and recalibration is required.

- Improve the "ALL TEST" under the Test Menu.
- Added messaging to "TEST" menu to notify the user to unplug DMX to run test. Also fixed the routine to ignore the test request until the DMX has been unplugged for the timeout period.
- Added service option to reset the tilt calibration settings.
- Improved messaging for the Tilt Encoder Not Set, automatically giving the option to set it on power up before calibration.
- Changed the "Calibrating" message to no longer indicate bulkheads.
- Added Faster Pan Encoder calibration.
- Added the Configure -> Pan/Tilt -> Speed menu option to match the VL4000 BeamWash Luminaire pan and tilt modes.
 - a. BW Normal matches the BeamWash pan and tilt speeds when the BeamWash fixture is horizontal.
 - b. BW Reduced matches the BeamWash pan and tilt speeds when the BeamWash fixture is side-hung.
 - c. Normal is the regular Spot pan/tilt speeds.
- Improved internal checks to prevent false lamp-off errors.
- Added RDM self-tests and other minor RDM fixes.