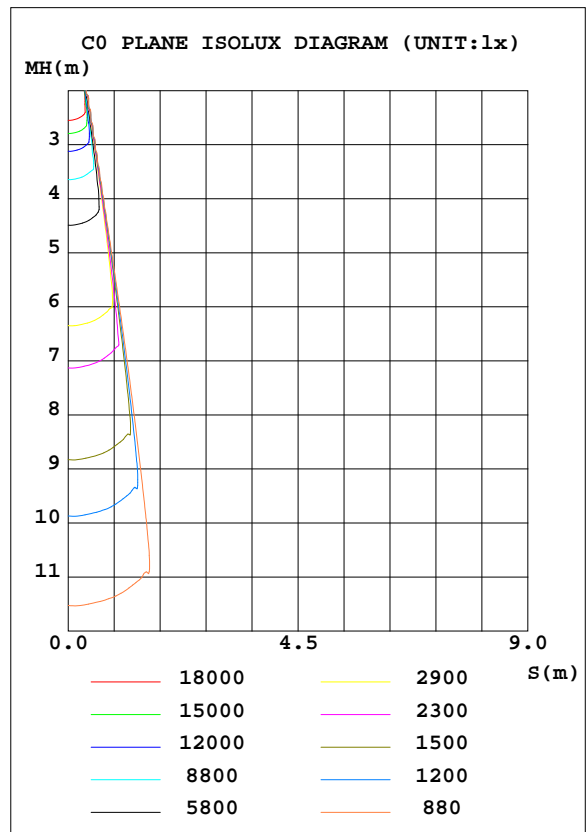
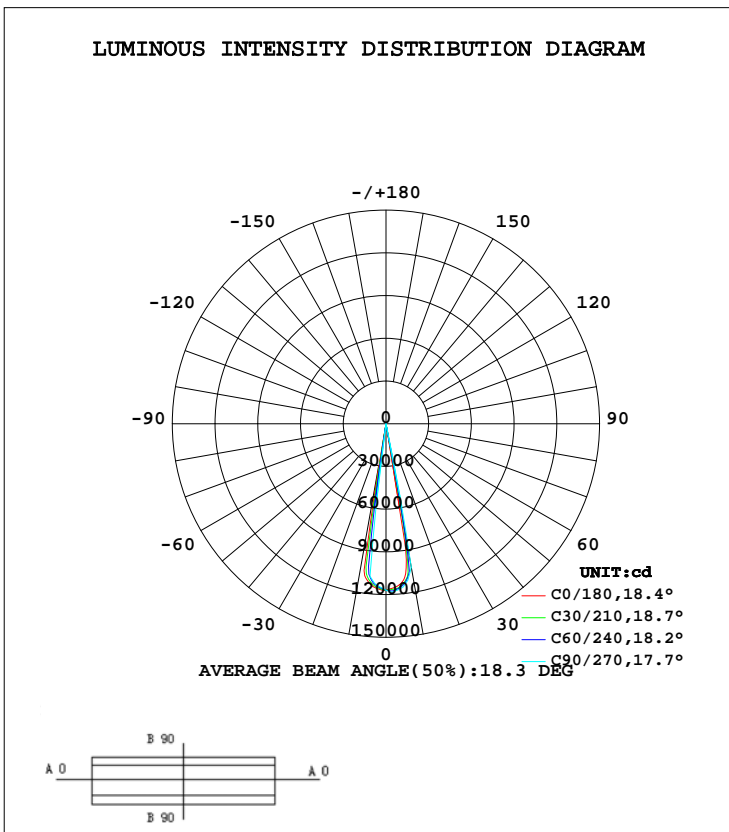


LUMINAIRE PHOTOMETRIC TEST REPORT

NAME:VL800 EVENTPROFILE FULL ON MEDIUM ANGLE 50%	TYPE:	WEIGHT:
DIM.:	SPEC.:230V	SERIAL No.:
MFR.: SIGNIFY	SUR.:	PROTECTION ANGLE:

DATA OF LAMP		PHOTOMETRIC DATA Eff: 23.96 lm/W			
MODEL		Imax(cd)	118411	S/MH(C0/180)	0.24
NOMINAL POWER(W)	398	LOR(%)	100.0	S/MH(C90/270)	0.19
RATED VOLTAGE(V)	230	TOTAL FLUX(lm)	9535.0	η UP, DN(C0-180)	0.0, 38.4
NOMINAL FLUX(lm)	9534.98	CIE CLASS	DIRECT	η UP, DN(C180-360)	0.0, 61.6
LAMPS INSIDE	1	η up(%)	0.0	CIBSE SHR NOM	0.00
TEST VOLTAGE(V)	230.2	η down(%)	100.0	CIBSE SHR MAX	1.00



C Range: 0 - 360DEG  
 C Interval: 5.0DEG  
 Test Speed: HIGH  
 Temperature:25DEG  
 Operators:WGW  
 Test Date:2020-01-14

γ Range: 0 - 90DEG  
 γ Interval: 0.5DEG  
 Test System:EVERFINE GO-2000A\_V1 SYSTEM V1.0.260  
 Humidity:65.0%  
 Test Distance:11.127m [K=1.0000]  
 Remarks:

ZONAL FLUX DIAGRAM

ZONAL FLUX DIAGRAM:

γ	C0	C45	C90	C135	C180	C225	C270	C315	γ	Φ zone	Φ total	%lum, lamp
5	1141	1122	1101	1110	1132	1148	1162	1158	0- 5	2755	2755	28.9,28.9
10	14.49	8.329	6.552	7.545	100.7	823.0	1022	720.4	5- 10	5988	8743	91.7,91.7
15	1.886	2.099	3.597	2.087	1.615	2.226	4.195	2.518	10- 15	733.0	9476	99.4,99.4
20	0.6949	1.575	3.348	1.722	0.6979	0.7266	0.8428	0.7902	15- 20	27.17	9503	99.7,99.7
25	0.3557	1.401	0	1.592	0.5766	0.3770	0	0.4192	20- 25	14.18	9517	99.8,99.8
30	0.2530	0	0	0	0.5217	0	0	0	25- 30	6.783	9524	99.9,99.9
35	0.1628	0	0	0	0.4132	0	0	0	30- 35	4.099	9528	99.9,99.9
40	0.1254	0	0	0	0.2069	0	0	0	35- 40	2.572	9531	100,100
45	0.0950	0	0	0	0.1311	0	0	0	40- 45	1.496	9532	100,100
50	0.0690	0	0	0	0.0778	0	0	0	45- 50	0.9210	9533	100,100
55	0.0518	0	0	0	0.0545	0	0	0	50- 55	0.5748	9534	100,100
60	0.0426	0	0	0	0.0444	0	0	0	55- 60	0.3205	9534	100,100
65	0.0400	0	0	0	0.0412	0	0	0	60- 65	0.2773	9534	100,100
70	0.0488	0	0	0	0.0464	0	0	0	65- 70	0.1634	9534	100,100
75	0.0656	0	0	0	0.0603	0	0	0	70- 75	0.1765	9534	100,100
80	0.0922	0	0	0	0.0793	0	0	0	75- 80	0.1506	9535	100,100
85	0.1159	0	0	0	0.1093	0	0	0	80- 85	0.1503	9535	100,100
90	0.1273	0	0	0	0	0	0	0	85- 90	0.1834	9535	100,100
95									90- 95			
100									95-100			
105									100-105			
110									105-110			
115									110-115			
120									115-120			
125									120-125			
130									125-130			
135									130-135			
140									135-140			
145									140-145			
150									145-150			
155									150-155			
160									155-160			
165									160-165			
170									165-170			
175									170-175			
180									175-180			
DEG	LUMINOUS INTENSITY:×100cd								UNIT:lm			

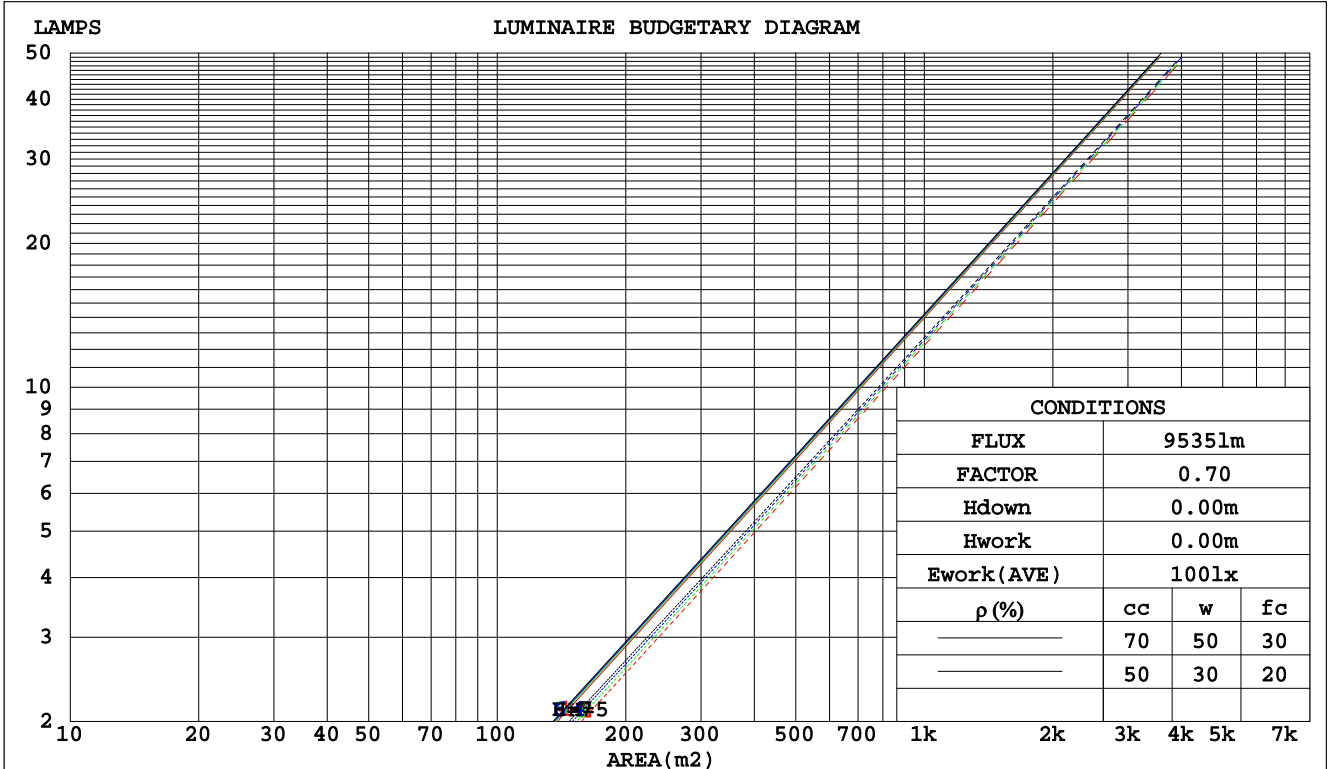
C Range: 0 - 360DEG  
 C Interval: 5.0DEG  
 Test Speed: HIGH  
 Temperature:25DEG  
 Operators:WGW  
 Test Date:2020-01-14

γ Range: 0 - 90DEG  
 γ Interval: 0.5DEG  
 Test System:EVERFINE GO-2000A\_V1 SYSTEM V1.0.260  
 Humidity:65.0%  
 Test Distance:11.127m [K=1.0000]  
 Remarks:

**CU AND LUMINAIRE BUDGETARY ESTIMATE DIAGRAM**

NAME:VL800 EVENTPROFILE FULL ON MEDIUM ANGLE 50%	TYPE:	WEIGHT:
DIM.:	SPEC.:230V	SERIAL No.:
MFR.: SIGNIFY	SUR.:	PROTECTION ANGLE:

pcc	80%			70%			50%			30%			10%			0
	50%	30%	10%	50%	30%	10%	50%	30%	10%	50%	30%	10%	50%	30%	10%	0
pw																0
pfc																0
RCR	RCR:Room Cavity Ratio															
	Coefficients of Utilization(CU)															
0.0	1.19	1.19	1.19	1.16	1.16	1.16	1.11	1.11	1.11	1.06	1.06	1.06	1.02	1.02	1.02	1.00
1.0	1.15	1.14	1.12	1.13	1.12	1.11	1.09	1.08	1.07	1.05	1.05	1.04	1.02	1.02	1.01	.00
2.0	1.12	1.10	1.08	1.10	1.09	1.07	1.07	1.06	1.05	1.05	1.04	1.03	1.02	1.01	1.01	.99
3.0	1.10	1.07	1.05	1.08	1.06	1.05	1.06	1.04	1.03	1.04	1.03	1.02	1.02	1.01	1.00	.99
4.0	1.08	1.05	1.03	1.07	1.05	1.03	1.05	1.03	1.02	1.03	1.02	1.01	1.02	1.01	.00	.99
5.0	1.06	1.04	1.02	1.05	1.03	1.02	1.04	1.02	1.01	1.03	1.01	.00	1.01	1.00	.99	.98
6.0	1.05	1.03	1.01	1.04	1.02	1.01	1.03	1.01	.00	1.02	1.01	.99	1.01	.00	.99	.98
7.0	1.04	1.02	1.00	1.04	1.01	.00	1.03	1.01	.99	1.02	1.00	.99	1.01	.00	.99	.98
8.0	1.03	1.01	.99	1.03	1.01	.99	1.02	1.00	.99	1.01	.00	.99	1.01	.99	.98	.98
9.0	1.02	1.00	.99	1.02	1.00	.99	1.02	.00	.98	1.01	.99	.98	1.00	.99	.98	.97
10.0	1.02	.00	.98	1.02	.00	.98	1.01	.99	.98	1.01	.99	.98	1.00	.99	.98	.97



C Range: 0 - 360DEG  
 C Interval: 5.0DEG  
 Test Speed: HIGH  
 Temperature:25DEG  
 Operators:WGW  
 Test Date:2020-01-14

γ Range: 0 - 90DEG  
 γ Interval: 0.5DEG  
 Test System:EVERFINE GO-2000A\_V1 SYSTEM V1.0.260  
 Humidity:65.0%  
 Test Distance:11.127m [K=1.0000]  
 Remarks:

WEC AND CCEC

NAME:VL800 EVENTPROFILE FULL ON MEDIUM ANGLE 50%	TYPE:	WEIGHT:
DIM.:	SPEC.:230V	SERIAL No.:
MFR.: SIGNIFY	SUR.:	PROTECTION ANGLE:

ρcc	80%			70%			50%			30%			10%			0
ρw	50%	30%	10%	50%	30%	10%	50%	30%	10%	50%	30%	10%	50%	30%	10%	0
ρfc	20%			20%			20%			20%			20%			0
RCR	RCR:Room Cavity Ratio						Wall Exitance Coefficients(WEC)									
0.0																
1.0	.096	.055	.017	.090	.051	.016	.078	.045	.014	.067	.038	.012	.056	.033	.010	
2.0	.085	.047	.014	.080	.044	.014	.070	.039	.012	.061	.034	.011	.053	.030	.009	
3.0	.076	.041	.012	.072	.039	.012	.064	.035	.011	.057	.031	.010	.050	.028	.009	
4.0	.069	.036	.011	.065	.034	.010	.059	.031	.009	.053	.028	.009	.047	.026	.008	
5.0	.063	.032	.009	.060	.031	.009	.054	.028	.008	.049	.026	.008	.044	.024	.007	
6.0	.057	.029	.008	.055	.028	.008	.050	.026	.008	.046	.024	.007	.042	.022	.007	
7.0	.053	.026	.007	.051	.025	.007	.047	.024	.007	.043	.022	.006	.040	.021	.006	
8.0	.049	.024	.007	.047	.023	.007	.044	.022	.006	.041	.021	.006	.038	.019	.006	
9.0	.046	.022	.006	.044	.021	.006	.041	.020	.006	.039	.019	.006	.036	.018	.005	
10.0	.043	.020	.006	.041	.020	.006	.039	.019	.005	.037	.018	.005	.034	.017	.005	

ρcc	80%			70%			50%			30%			10%			0
ρw	50%	30%	10%	50%	30%	10%	50%	30%	10%	50%	30%	10%	50%	30%	10%	0
ρfc	20%			20%			20%			20%			20%			0
RCR	RCR:Room Cavity Ratio						Ceiling Cavity Exitance Coefficients(CCEC)									
0.0	.190	.190	.190	.163	.163	.163	.111	.111	.111	.064	.064	.064	.020	.020	.020	
1.0	.166	.158	.151	.142	.136	.130	.097	.093	.090	.056	.054	.052	.018	.017	.017	
2.0	.145	.133	.123	.124	.114	.106	.085	.079	.074	.049	.046	.043	.016	.015	.014	
3.0	.127	.113	.102	.109	.097	.088	.075	.068	.062	.043	.040	.036	.014	.013	.012	
4.0	.112	.097	.085	.096	.084	.074	.066	.058	.052	.038	.034	.031	.012	.011	.010	
5.0	.100	.084	.072	.086	.073	.063	.059	.051	.044	.034	.030	.026	.011	.010	.009	
6.0	.089	.073	.062	.077	.063	.054	.053	.044	.038	.031	.026	.023	.010	.009	.007	
7.0	.080	.064	.053	.069	.056	.046	.048	.039	.033	.028	.023	.020	.009	.008	.006	
8.0	.073	.057	.046	.062	.049	.040	.043	.035	.029	.025	.020	.017	.008	.007	.006	
9.0	.066	.051	.040	.057	.044	.035	.039	.031	.025	.023	.018	.015	.007	.006	.005	
10.0	.060	.045	.036	.052	.039	.031	.036	.028	.022	.021	.016	.013	.007	.005	.004	

C Range: 0 - 360DEG  
 C Interval: 5.0DEG  
 Test Speed: HIGH  
 Temperature:25DEG  
 Operators:WGW  
 Test Date:2020-01-14

γ Range: 0 - 90DEG  
 γ Interval: 0.5DEG  
 Test System:EVERFINE GO-2000A\_V1 SYSTEM V1.0.260  
 Humidity:65.0%  
 Test Distance:11.127m [K=1.0000]  
 Remarks:

Uncorrected UGR Table

NAME:VL800 EVENTPROFILE FULL ON MEDIUM ANGLE 50%					TYPE:					WEIGHT:					
DIM.:					SPEC.:230V					SERIAL No.:					
MFR.: SIGNIFY					SUR.:					PROTECTION ANGLE:					
ceiling/cavity	0.7	0.7	0.5	0.5	0.3	0.7	0.7	0.5	0.5	0.3					
walls	0.5	0.3	0.5	0.3	0.3	0.5	0.3	0.5	0.3	0.3					
working plane	0.2	0.2	0.2	0.2	0.2	0.2	0.2	0.2	0.2	0.2					
Room dimensions	Viewed crosswise					Viewed endwise									
x = 2H y = 2H	-14.8	-14.5	-14.7	-14.4	-14.2	-1.5	-1.5	-1.5	-1.5	-1.5					
3H	-14.2	-13.8	-14.0	-13.7	-13.5	-1.5	-1.5	-1.5	-1.5	-1.5					
4H	-12.9	-12.5	-12.7	-12.4	-12.2	-1.5	-1.5	-1.5	-1.5	-1.5					
6H	-10.8	-10.5	-10.6	-10.3	-10.0	-1.5	-1.5	-1.5	-1.5	-1.5					
8H	-8.8	-8.5	-8.6	-8.3	-8.0	-1.5	-1.5	-1.5	-1.5	-1.5					
12H	-6.0	-5.7	-5.7	-5.4	-5.2	-1.5	-1.5	-1.5	-1.5	-1.5					
4H 2H	-15.0	-14.7	-14.8	-14.5	-14.3	-1.5	-1.5	-1.5	-1.5	-1.5					
3H	-14.4	-14.1	-14.1	-13.9	-13.6	-1.5	-1.5	-1.5	-1.5	-1.5					
4H	-13.2	-12.9	-12.8	-12.6	-12.3	-1.5	-1.5	-1.5	-1.5	-1.5					
6H	-11.1	-10.8	-10.8	-10.5	-10.2	-1.5	-1.5	-1.5	-1.5	-1.5					
8H	-9.2	-8.9	-8.8	-8.6	-8.2	-1.5	-1.5	-1.5	-1.5	-1.5					
12H	-6.3	-6.1	-5.9	-5.7	-5.3	-1.5	-1.5	-1.5	-1.5	-1.5					
8H 4H	-13.3	-13.1	-12.9	-12.7	-12.4	-1.5	-1.5	-1.5	-1.5	-1.5					
6H	-11.3	-11.1	-10.9	-10.7	-10.3	-1.5	-1.5	-1.5	-1.5	-1.5					
8H	-9.3	-9.2	-8.9	-8.7	-8.3	-1.5	-1.5	-1.5	-1.5	-1.5					
12H	-6.5	-6.4	-6.1	-5.9	-5.5	-1.5	-1.5	-1.5	-1.5	-1.5					
12H 4H	-13.4	-13.2	-13.0	-12.8	-12.4	-1.5	-1.5	-1.5	-1.5	-1.5					
6H	-11.4	-11.2	-10.9	-10.8	-10.3	-1.5	-1.5	-1.5	-1.5	-1.5					
8H	-9.4	-9.3	-9.0	-8.8	-8.4	-1.5	-1.5	-1.5	-1.5	-1.5					
Variations with the observer position at spacings:															
S = 1.0H	+ 2.9 / - 8.2					+ 0.0 / - 0.0									
1.5H	+ 4.2 / - 1.5					+ 0.0 / - 0.0									
2.0H	+ 5.4 / - 1.5					+ 0.0 / - 0.0									

CIE Pub.117 Corrected 9535 lm Total Lamp Luminous Flux.(8log(F/F0) = 7.8)

C Range: 0 - 360DEG  
 C Interval: 5.0DEG  
 Test Speed: HIGH  
 Temperature:25DEG  
 Operators:WGW  
 Test Date:2020-01-14

γ Range: 0 - 90DEG  
 γ Interval: 0.5DEG  
 Test System:EVERFINE GO-2000A\_V1 SYSTEM V1.0.260  
 Humidity:65.0%  
 Test Distance:11.127m [K=1.0000]  
 Remarks:

UTILIZATION FACTORS TABLE

NAME:VL800 EVENTPROFILE FULL ON MEDIUM ANGLE 50%	TYPE:	WEIGHT:
DIM.:	SPEC.:230V	SERIAL No.:
MFR.: SIGNIFY	SUR.:	PROTECTION ANGLE:

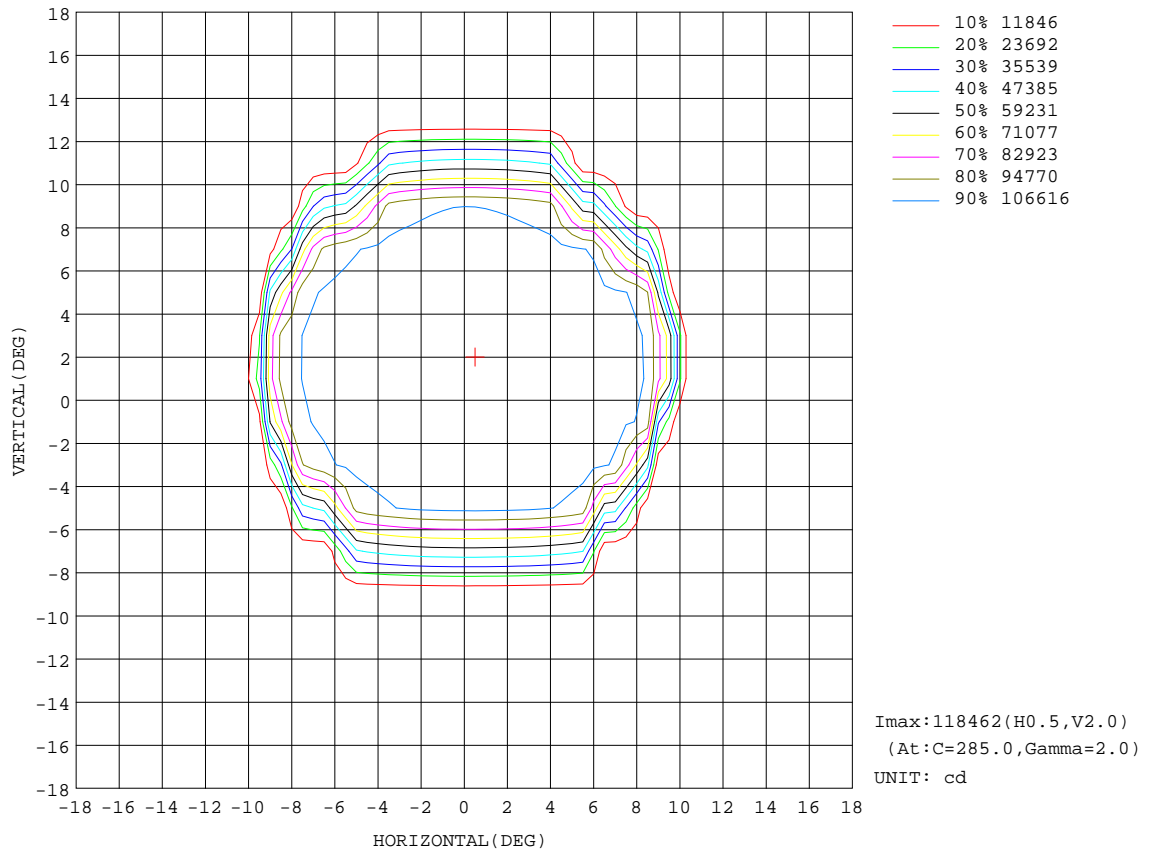
REFLECTANCE										
Ceiling	0.8	0.8	0.8	0.7	0.7	0.7	0.5	0.5	0.5	0
Walls	0.7	0.5	0.3	0.7	0.5	0.3	0.7	0.5	0.3	0
Working plane	0.2	0.2	0.2	0.2	0.2	0.2	0.2	0.2	0.2	0
ROOM INDEX	UTILIZATION FACTORS(PERCENT) k(RI) x RCR = 5									
k = 0.60	92	86	83	91	86	83	90	85	82	79
0.80	98	93	90	98	93	90	97	92	90	86
1.00	102	97	94	101	97	94	100	96	93	90
1.25	106	101	98	105	100	98	103	99	97	93
1.50	108	104	101	107	103	100	105	102	99	95
2.00	110	106	103	109	105	103	106	103	101	96
2.50	111	108	105	110	107	105	107	105	103	97
3.00	113	110	107	111	108	106	108	106	104	98
4.00	115	112	110	113	111	109	109	107	106	99
5.00	116	114	112	114	112	111	110	109	108	100
ROOM INDEX	UF(total)									Direct
According to DIN EN 13032-2 2004			Suspended				SHRNOM = 1.25			

C Range: 0 - 360DEG  
 C Interval: 5.0DEG  
 Test Speed: HIGH  
 Temperature:25DEG  
 Operators:WGW  
 Test Date:2020-01-14

γ Range: 0 - 90DEG  
 γ Interval: 0.5DEG  
 Test System:EVERFINE GO-2000A\_V1 SYSTEM V1.0.260  
 Humidity:65.0%  
 Test Distance:11.127m [K=1.0000]  
 Remarks:

ISOCANDELA DIAGRAM

NAME:VL800 EVENTPROFILE FULL ON MEDIUM ANGLE 50%	TYPE:	WEIGHT:
DIM.:	SPEC.:230V	SERIAL No.:
MFR.: SIGNIFY	SUR.:	PROTECTION ANGLE:

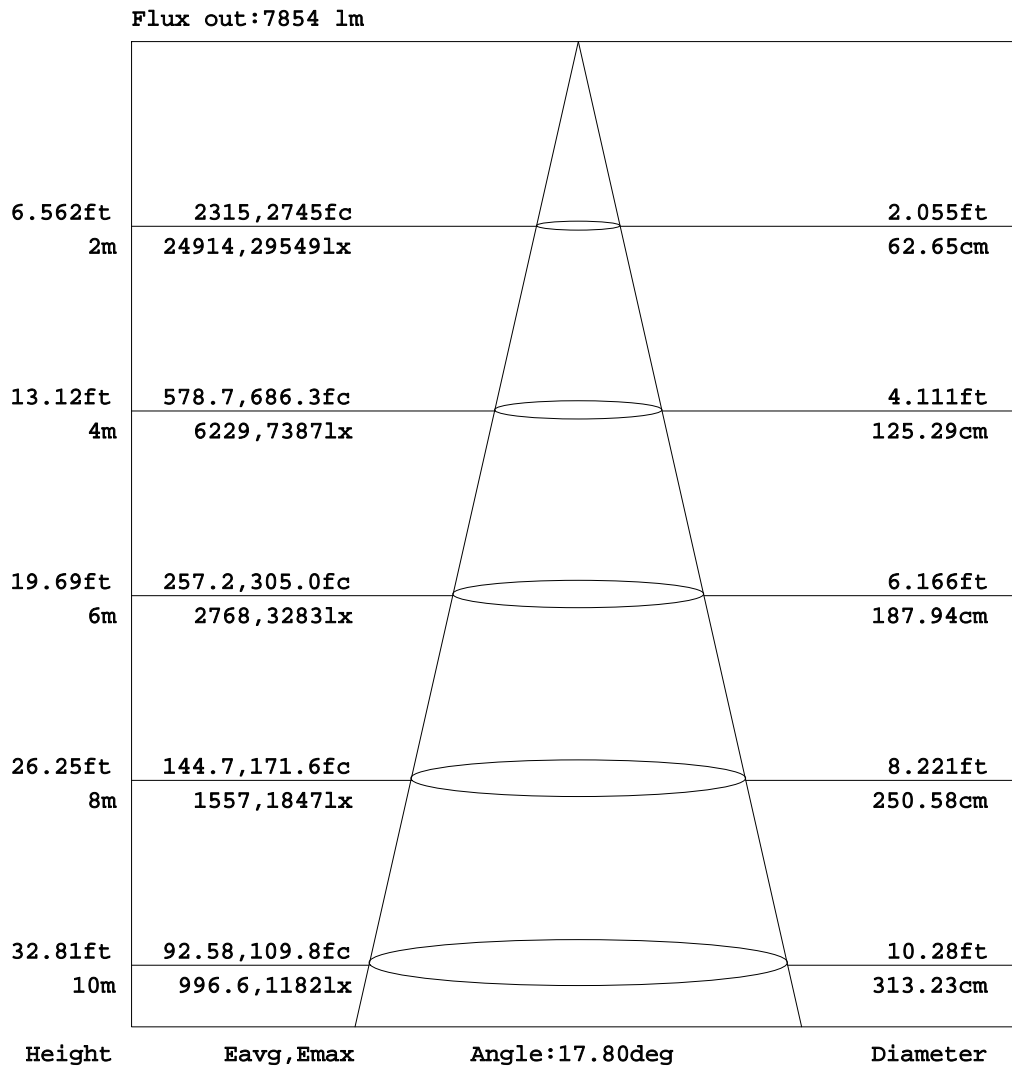


C Range: 0 - 360DEG  
 C Interval: 5.0DEG  
 Test Speed: HIGH  
 Temperature:25DEG  
 Operators:WGW  
 Test Date:2020-01-14

γ Range: 0 - 90DEG  
 γ Interval: 0.5DEG  
 Test System:EVERFINE GO-2000A\_V1 SYSTEM V1.0.260  
 Humidity:65.0%  
 Test Distance:11.127m [K=1.0000]  
 Remarks:

AAI Figure

NAME:VL800 EVENTPROFILE FULL ON MEDIUM ANGLE 50%	TYPE:	WEIGHT:
DIM.:	SPEC.:230V	SERIAL No.:
MFR.: SIGNIFY	SUR.:	PROTECTION ANGLE:



Note:The Curves indicate the illuminated area and the average illumination when the luminaire is at different distance.

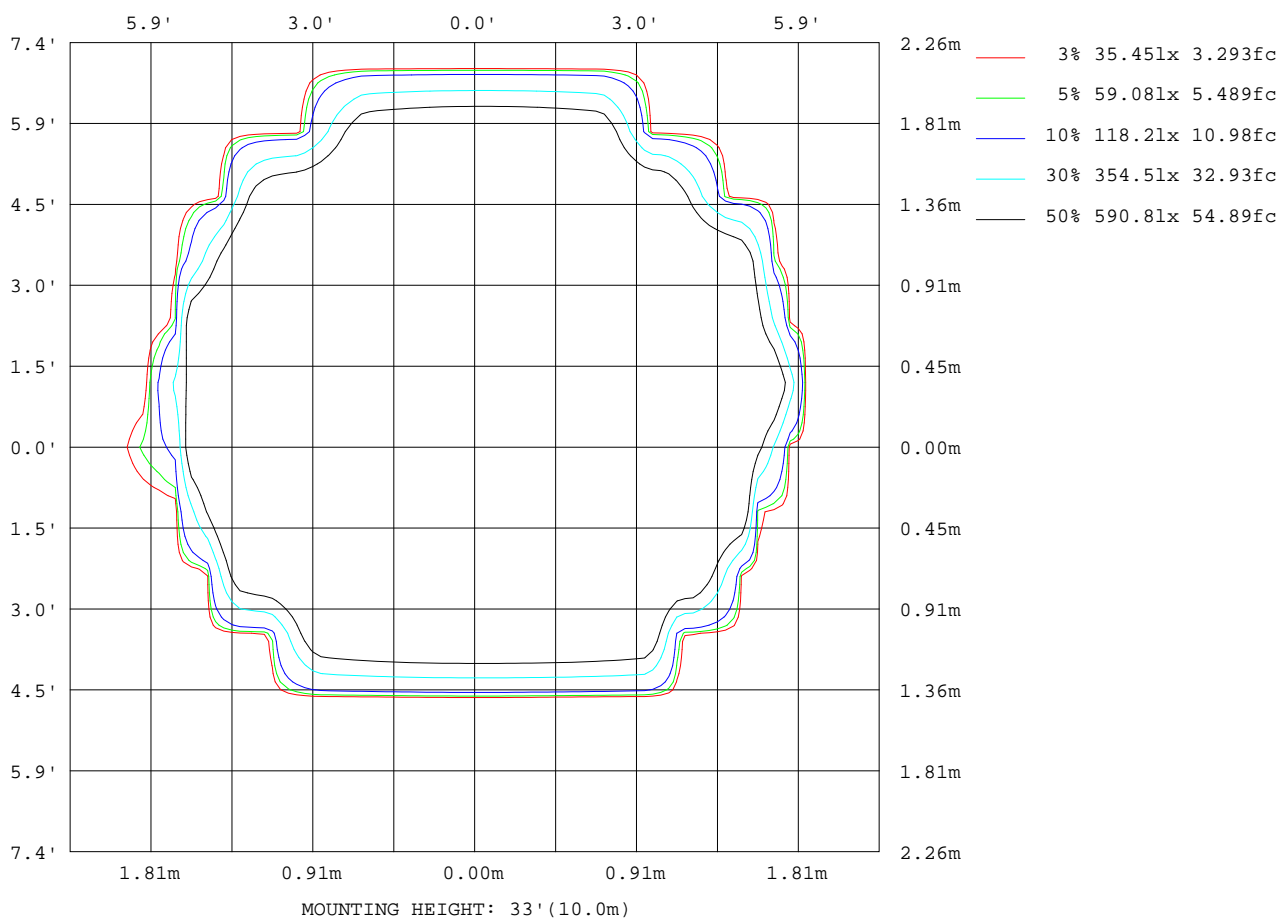
C Range: 0 - 360DEG  
 C Interval: 5.0DEG  
 Test Speed: HIGH  
 Temperature:25DEG  
 Operators:WGW  
 Test Date:2020-01-14

γ Range: 0 - 90DEG  
 γ Interval: 0.5DEG  
 Test System:EVERFINE GO-2000A\_V1 SYSTEM V1.0.260  
 Humidity:65.0%  
 Test Distance:11.127m [K=1.0000]  
 Remarks:



ISOLUX DIAGRAM

NAME:VL800 EVENTPROFILE FULL ON MEDIUM ANGLE 50%	TYPE:	WEIGHT:
DIM.:	SPEC.:230V	SERIAL No.:
MFR.: SIGNIFY	SUR.:	PROTECTION ANGLE:



C Range: 0 - 360DEG  
 C Interval: 5.0DEG  
 Test Speed: HIGH  
 Temperature:25DEG  
 Operators:WGW  
 Test Date:2020-01-14

γ Range: 0 - 90DEG  
 γ Interval: 0.5DEG  
 Test System:EVERFINE GO-2000A\_V1 SYSTEM V1.0.260  
 Humidity:65.0%  
 Test Distance:11.127m [K=1.0000]  
 Remarks:

Average Luminance Table(CIBSE)

NAME:VL800 EVENTPROFILE FULL ON MEDIUM ANGLE 50%	TYPE:	WEIGHT:
DIM.:	SPEC.:230V	SERIAL No.:
MFR.: SIGNIFY	SUR.:	PROTECTION ANGLE:

Parameter description for average Luminance	Symbol	Value	Unit
Luminance in Azimuth Plane	Bc	refer Table 2	cd/sq.m.
Intensity at angle Gamma in given azimuth plane	I	from data	cd/klm
Number of lamps	N	1	
Output of each lamp(initial lumens as specified)	F	9534.98	lm
Multiplying factor	K	1	
Luminous area in horizontal plane used in calculations	A	0.1	sq.m.
Angle to the downward vertical from light centre	Gamma	from data	deg

Table 1. Calculation parameters for determination of CIBSE LG3:1996 Average Luminance

G deg	C plane(deg)																			
	0	10	20	30	40	50	60	70	80	90	100	110	120	130	140	150	160	170	180	
55	90	89	0	0	0	0	0	0	0	0	0	0	0	0	0	0	0	0	85	95
60	85	89	0	0	0	0	0	0	0	0	0	0	0	0	0	0	0	0	86	89
65	95	79	0	0	0	0	0	0	0	0	0	0	0	0	0	0	0	0	91	97
70	143	0	0	0	0	0	0	0	0	0	0	0	0	0	0	0	0	0	0	136
75	253	0	0	0	0	0	0	0	0	0	0	0	0	0	0	0	0	0	0	233
80	531	0	0	0	0	0	0	0	0	0	0	0	0	0	0	0	0	0	0	457
85	1330	0	0	0	0	0	0	0	0	0	0	0	0	0	0	0	0	0	0	1254

Table 2. Average Luminance(cd/sq.m.) for defined C plane,Gamma angle

CIBSE Category	Gamma (deg)	Average Luminance		Patch Luminance	
		maximum calculated	specified maximum	maximum measured	specified maximum
Category 1	55 to 90	1330	200	---	500
Category 2	65 to 90	1330	200	---	500
Category 3	75 to 90	1330	200	---	500

Table 3. Tabulation of Average and Patch Luminance(cd/sq.m.) for defined CIBSE categories

No match

C Range: 0 - 360DEG  
 C Interval: 5.0DEG  
 Test Speed: HIGH  
 Temperature:25DEG  
 Operators:WGW  
 Test Date:2020-01-14

γ Range: 0 - 90DEG  
 γ Interval: 0.5DEG  
 Test System:EVERFINE GO-2000A\_V1 SYSTEM V1.0.260  
 Humidity:65.0%  
 Test Distance:11.127m [K=1.0000]  
 Remarks:

Average Luminance Table(CIBSE)

NAME:VL800 EVENTPROFILE FULL ON MEDIUM ANGLE 50%	TYPE:	WEIGHT:
DIM.:	SPEC.:230V	SERIAL No.:
MFR.: SIGNIFY	SUR.:	PROTECTION ANGLE:

Parameter description for average Luminance	Symbol	Value	Unit
Luminance in Azimuth Plane	Bc	refer Table 2	cd/sq.m.
Intensity at angle Gamma in given azimuth plane	I	from data	cd/klm
Number of lamps	N	1	
Output of each lamp(initial lumens as specified)	F	9534.98	lm
Multiplying factor	K	1	
Luminous area in horizontal plane used in calculations	A	0.1	sq.m.
Angle to the downward vertical from light centre	Gamma	from data	deg

Table 1. Calculation parameters for determination of CIBSE LG3:2001 Average Luminance

G deg	C plane(deg)																			
	0	10	20	30	40	50	60	70	80	90	100	110	120	130	140	150	160	170	180	
55	90	89	0	0	0	0	0	0	0	0	0	0	0	0	0	0	0	0	85	95
60	85	89	0	0	0	0	0	0	0	0	0	0	0	0	0	0	0	0	86	89
65	95	79	0	0	0	0	0	0	0	0	0	0	0	0	0	0	0	0	91	97
70	143	0	0	0	0	0	0	0	0	0	0	0	0	0	0	0	0	0	0	136
75	253	0	0	0	0	0	0	0	0	0	0	0	0	0	0	0	0	0	0	233
80	531	0	0	0	0	0	0	0	0	0	0	0	0	0	0	0	0	0	0	457
85	1330	0	0	0	0	0	0	0	0	0	0	0	0	0	0	0	0	0	0	1254

Table 2. Average Luminance(cd/sq.m.) for defined C plane,Gamma angle

range (deg)	Maximum measured	Average Luminance(cd/sq.m)			
		Maximum limit for screen type & software category used			
		Type I,II screen Some neg.s'ware	Type I,II screen Only pos.s'ware	Type III screen Some neg.s'ware	Type III screen Only pos.s'ware
55 to 90	1330	1000	1500	200	500
65 to 90	1330	1000	1500	200	500

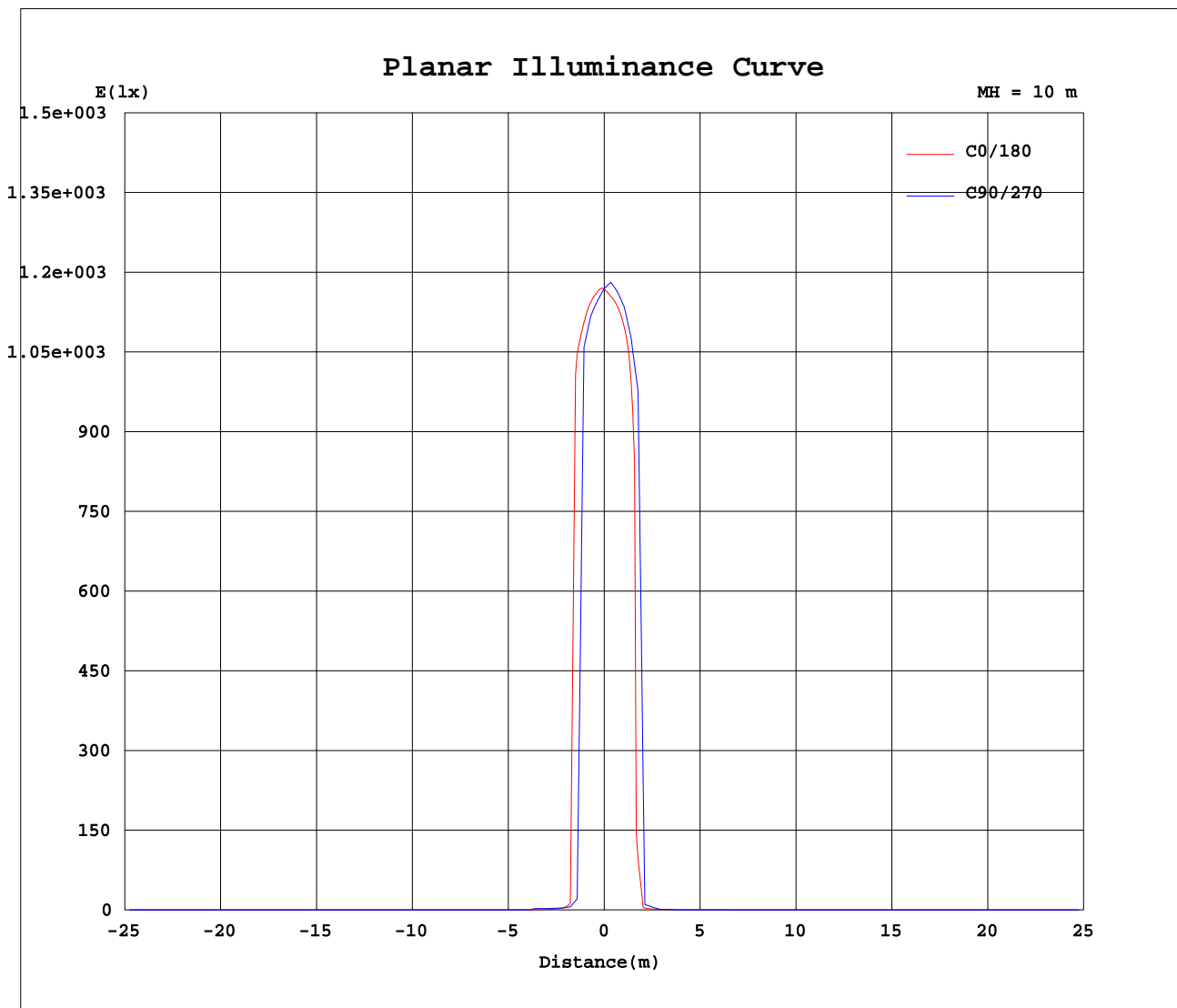
Table 3. Tabulation of average luminance(cd/sq.m.) and luminance limits

No match

C Range: 0 - 360DEG  
 C Interval: 5.0DEG  
 Test Speed: HIGH  
 Temperature:25DEG  
 Operators:WGW  
 Test Date:2020-01-14

γ Range: 0 - 90DEG  
 γ Interval: 0.5DEG  
 Test System:EVERFINE GO-2000A\_V1 SYSTEM V1.0.260  
 Humidity:65.0%  
 Test Distance:11.127m [K=1.0000]  
 Remarks:

Planar Illuminance Curve



C Range: 0 - 360DEG  
 C Interval: 5.0DEG  
 Test Speed: HIGH  
 Temperature: 25DEG  
 Operators: WGW  
 Test Date: 2020-01-14

γ Range: 0 - 90DEG  
 γ Interval: 0.5DEG  
 Test System: EVERFINE GO-2000A\_V1 SYSTEM V1.0.260  
 Humidity: 65.0%  
 Test Distance: 11.127m [K=1.0000]  
 Remarks:

LUMINOUS DISTRIBUTION INTENSITY DATA

NAME:VL800 EVENTPROFILE FULL ON MEDIUM ANGLE 50%	TYPE:	WEIGHT:
DIM.:	SPEC.:230V	SERIAL No.:
MFR.: SIGNIFY	SUR.:	PROTECTION ANGLE:

Table--1

UNIT: ×100cd

C(DEG) γ (DEG)	0	5	10	15	20	25	30	35	40	45	50	55	60	65	70	75	80	85	90
0	1169	1169	1169	1169	1169	1169	1169	1169	1169	1169	1169	1169	1169	1169	1169	1169	1169	1169	1169
5	1141	1138	1135	1133	1131	1130	1128	1126	1124	1122	1121	1117	1112	1108	1106	1104	1103	1103	1101
10	14.5	32.5	35.5	20.8	14.8	9.05	9.14	32.3	7.91	8.33	21.4	7.16	7.38	7.55	7.60	7.49	7.17	6.76	6.55
15	1.89	1.82	1.76	1.71	1.67	1.65	1.67	1.80	1.93	2.10	2.24	2.43	2.71	2.97	3.20	3.37	3.48	3.56	3.60
20	0.69	0.69	0.70	0.70	0.71	0.76	0.89	1.06	1.31	1.58	1.87	2.14	2.39	2.61	2.79	2.97	3.12	3.25	3.35
25	0.36	0.36	0.37	0.38	0.39	0.47	0.64	0.88	1.14	1.40	1.60	0.17	0.00	0.00	0.00	0.00	0.00	0.00	0.00
30	0.25	0.25	0.25	0.26	0.28	0.39	0.58	0.81	0.63	0.00	0.00	0.00	0.00	0.00	0.00	0.00	0.00	0.00	0.00
35	0.16	0.16	0.16	0.17	0.21	0.34	0.53	0.00	0.00	0.00	0.00	0.00	0.00	0.00	0.00	0.00	0.00	0.00	0.00
40	0.13	0.13	0.13	0.13	0.18	0.34	0.00	0.00	0.00	0.00	0.00	0.00	0.00	0.00	0.00	0.00	0.00	0.00	0.00
45	0.10	0.09	0.09	0.11	0.19	0.00	0.00	0.00	0.00	0.00	0.00	0.00	0.00	0.00	0.00	0.00	0.00	0.00	0.00
50	0.07	0.07	0.07	0.09	0.00	0.00	0.00	0.00	0.00	0.00	0.00	0.00	0.00	0.00	0.00	0.00	0.00	0.00	0.00
55	0.05	0.05	0.05	0.07	0.00	0.00	0.00	0.00	0.00	0.00	0.00	0.00	0.00	0.00	0.00	0.00	0.00	0.00	0.00
60	0.04	0.04	0.04	0.00	0.00	0.00	0.00	0.00	0.00	0.00	0.00	0.00	0.00	0.00	0.00	0.00	0.00	0.00	0.00
65	0.04	0.04	0.03	0.00	0.00	0.00	0.00	0.00	0.00	0.00	0.00	0.00	0.00	0.00	0.00	0.00	0.00	0.00	0.00
70	0.05	0.03	0.00	0.00	0.00	0.00	0.00	0.00	0.00	0.00	0.00	0.00	0.00	0.00	0.00	0.00	0.00	0.00	0.00
75	0.07	0.03	0.00	0.00	0.00	0.00	0.00	0.00	0.00	0.00	0.00	0.00	0.00	0.00	0.00	0.00	0.00	0.00	0.00
80	0.09	0.00	0.00	0.00	0.00	0.00	0.00	0.00	0.00	0.00	0.00	0.00	0.00	0.00	0.00	0.00	0.00	0.00	0.00
85	0.12	0.00	0.00	0.00	0.00	0.00	0.00	0.00	0.00	0.00	0.00	0.00	0.00	0.00	0.00	0.00	0.00	0.00	0.00
90	0.13	0.00	0.00	0.00	0.00	0.00	0.00	0.00	0.00	0.00	0.00	0.00	0.00	0.00	0.00	0.00	0.00	0.00	0.00

C Range: 0 - 360DEG  
 C Interval: 5.0DEG  
 Test Speed: HIGH  
 Temperature:25DEG  
 Operators:WGW  
 Test Date:2020-01-14

γ Range: 0 - 90DEG  
 γ Interval: 0.5DEG  
 Test System:EVERFINE GO-2000A\_V1 SYSTEM V1.0.260  
 Humidity:65.0%  
 Test Distance:11.127m [K=1.0000]  
 Remarks:

LUMINOUS DISTRIBUTION INTENSITY DATA

NAME:VL800 EVENTPROFILE FULL ON MEDIUM ANGLE 50%	TYPE:	WEIGHT:
DIM.:	SPEC.:230V	SERIAL No.:
MFR.: SIGNIFY	SUR.:	PROTECTION ANGLE:

Table--2

UNIT: ×100cd

C( DEG) γ (DEG)	95	100	105	110	115	120	125	130	135	140	145	150	155	160	165	170	175	180	185
0	1169	1169	1169	1169	1169	1169	1169	1169	1169	1169	1169	1169	1169	1169	1169	1169	1169	1169	1169
5	1101	1101	1101	1102	1103	1105	1108	1110	1110	1111	1113	1116	1119	1121	1123	1125	1128	1132	1134
10	6.69	7.04	7.31	7.37	7.25	7.01	6.73	15.5	7.54	7.34	38.1	8.52	8.92	28.2	9.98	23.0	62.6	101	128
15	3.60	3.55	3.46	3.33	3.12	2.88	2.59	2.34	2.09	1.81	1.65	1.48	1.42	1.44	1.49	1.49	1.53	1.61	1.63
20	3.38	3.35	3.24	3.08	2.86	2.61	2.33	2.03	1.72	1.42	1.13	0.87	0.71	0.66	0.67	0.68	0.69	0.70	0.71
25	0.00	0.00	0.00	0.00	0.00	0.00	0.21	1.97	1.59	1.27	0.98	0.72	0.54	0.49	0.52	0.55	0.56	0.58	0.58
30	0.00	0.00	0.00	0.00	0.00	0.00	0.00	0.00	0.00	0.79	0.91	0.65	0.49	0.39	0.41	0.46	0.50	0.52	0.52
35	0.00	0.00	0.00	0.00	0.00	0.00	0.00	0.00	0.00	0.00	0.00	0.64	0.41	0.31	0.30	0.35	0.39	0.41	0.41
40	0.00	0.00	0.00	0.00	0.00	0.00	0.00	0.00	0.00	0.00	0.00	0.00	0.40	0.22	0.19	0.20	0.20	0.21	0.22
45	0.00	0.00	0.00	0.00	0.00	0.00	0.00	0.00	0.00	0.00	0.00	0.00	0.00	0.21	0.11	0.11	0.12	0.13	0.14
50	0.00	0.00	0.00	0.00	0.00	0.00	0.00	0.00	0.00	0.00	0.00	0.00	0.00	0.00	0.09	0.07	0.07	0.08	0.08
55	0.00	0.00	0.00	0.00	0.00	0.00	0.00	0.00	0.00	0.00	0.00	0.00	0.00	0.00	0.08	0.05	0.05	0.05	0.06
60	0.00	0.00	0.00	0.00	0.00	0.00	0.00	0.00	0.00	0.00	0.00	0.00	0.00	0.00	0.00	0.04	0.04	0.04	0.05
65	0.00	0.00	0.00	0.00	0.00	0.00	0.00	0.00	0.00	0.00	0.00	0.00	0.00	0.00	0.00	0.04	0.03	0.04	0.04
70	0.00	0.00	0.00	0.00	0.00	0.00	0.00	0.00	0.00	0.00	0.00	0.00	0.00	0.00	0.00	0.00	0.03	0.05	0.03
75	0.00	0.00	0.00	0.00	0.00	0.00	0.00	0.00	0.00	0.00	0.00	0.00	0.00	0.00	0.00	0.00	0.04	0.06	0.03
80	0.00	0.00	0.00	0.00	0.00	0.00	0.00	0.00	0.00	0.00	0.00	0.00	0.00	0.00	0.00	0.00	0.00	0.08	0.00
85	0.00	0.00	0.00	0.00	0.00	0.00	0.00	0.00	0.00	0.00	0.00	0.00	0.00	0.00	0.00	0.00	0.00	0.11	0.00
90	0.00	0.00	0.00	0.00	0.00	0.00	0.00	0.00	0.00	0.00	0.00	0.00	0.00	0.00	0.00	0.00	0.00	0.00	0.00

C Range: 0 - 360DEG  
 C Interval: 5.0DEG  
 Test Speed: HIGH  
 Temperature:25DEG  
 Operators:WGW  
 Test Date:2020-01-14

γ Range: 0 - 90DEG  
 γ Interval: 0.5DEG  
 Test System:EVERFINE GO-2000A\_V1 SYSTEM V1.0.260  
 Humidity:65.0%  
 Test Distance:11.127m [K=1.0000]  
 Remarks:

LUMINOUS DISTRIBUTION INTENSITY DATA

NAME:VL800 EVENTPROFILE FULL ON MEDIUM ANGLE 50%	TYPE:	WEIGHT:
DIM.:	SPEC.:230V	SERIAL No.:
MFR.: SIGNIFY	SUR.:	PROTECTION ANGLE:

Table--3

UNIT: ×100cd

C( DEG) γ (DEG)	190	195	200	205	210	215	220	225	230	235	240	245	250	255	260	265	270	275	280
0	1169	1169	1169	1169	1169	1169	1169	1169	1169	1169	1169	1169	1169	1169	1169	1169	1169	1169	1169
5	1137	1141	1144	1147	1147	1147	1148	1148	1150	1152	1154	1156	1158	1159	1161	1161	1162	1163	1164
10	210	238	285	682	617	642	748	823	924	869	744	790	953	977	999	1016	1022	1022	1015
15	1.69	1.78	1.83	1.92	1.99	2.08	2.14	2.23	2.32	2.41	2.65	2.95	3.28	3.61	3.91	4.09	4.20	4.17	4.06
20	0.71	0.70	0.70	0.69	0.69	0.69	0.71	0.73	0.74	0.75	0.78	0.79	0.82	0.83	0.84	0.84	0.84	0.85	0.85
25	0.56	0.53	0.49	0.45	0.41	0.39	0.38	0.38	0.38	0.04	0.00	0.00	0.00	0.00	0.00	0.00	0.00	0.00	0.00
30	0.49	0.45	0.40	0.36	0.32	0.29	0.17	0.00	0.00	0.00	0.00	0.00	0.00	0.00	0.00	0.00	0.00	0.00	0.00
35	0.39	0.35	0.31	0.26	0.22	0.00	0.00	0.00	0.00	0.00	0.00	0.00	0.00	0.00	0.00	0.00	0.00	0.00	0.00
40	0.23	0.23	0.22	0.20	0.00	0.00	0.00	0.00	0.00	0.00	0.00	0.00	0.00	0.00	0.00	0.00	0.00	0.00	0.00
45	0.15	0.15	0.15	0.00	0.00	0.00	0.00	0.00	0.00	0.00	0.00	0.00	0.00	0.00	0.00	0.00	0.00	0.00	0.00
50	0.09	0.11	0.00	0.00	0.00	0.00	0.00	0.00	0.00	0.00	0.00	0.00	0.00	0.00	0.00	0.00	0.00	0.00	0.00
55	0.06	0.05	0.00	0.00	0.00	0.00	0.00	0.00	0.00	0.00	0.00	0.00	0.00	0.00	0.00	0.00	0.00	0.00	0.00
60	0.04	0.00	0.00	0.00	0.00	0.00	0.00	0.00	0.00	0.00	0.00	0.00	0.00	0.00	0.00	0.00	0.00	0.00	0.00
65	0.02	0.00	0.00	0.00	0.00	0.00	0.00	0.00	0.00	0.00	0.00	0.00	0.00	0.00	0.00	0.00	0.00	0.00	0.00
70	0.00	0.00	0.00	0.00	0.00	0.00	0.00	0.00	0.00	0.00	0.00	0.00	0.00	0.00	0.00	0.00	0.00	0.00	0.00
75	0.00	0.00	0.00	0.00	0.00	0.00	0.00	0.00	0.00	0.00	0.00	0.00	0.00	0.00	0.00	0.00	0.00	0.00	0.00
80	0.00	0.00	0.00	0.00	0.00	0.00	0.00	0.00	0.00	0.00	0.00	0.00	0.00	0.00	0.00	0.00	0.00	0.00	0.00
85	0.00	0.00	0.00	0.00	0.00	0.00	0.00	0.00	0.00	0.00	0.00	0.00	0.00	0.00	0.00	0.00	0.00	0.00	0.00
90	0.00	0.00	0.00	0.00	0.00	0.00	0.00	0.00	0.00	0.00	0.00	0.00	0.00	0.00	0.00	0.00	0.00	0.00	0.00

C Range: 0 - 360DEG  
 C Interval: 5.0DEG  
 Test Speed: HIGH  
 Temperature:25DEG  
 Operators:WGW  
 Test Date:2020-01-14

γ Range: 0 - 90DEG  
 γ Interval: 0.5DEG  
 Test System:EVERFINE GO-2000A\_V1 SYSTEM V1.0.260  
 Humidity:65.0%  
 Test Distance:11.127m [K=1.0000]  
 Remarks:

LUMINOUS DISTRIBUTION INTENSITY DATA

NAME:VL800 EVENTPROFILE FULL ON MEDIUM ANGLE 50%	TYPE:	WEIGHT:
DIM.:	SPEC.:230V	SERIAL No.:
MFR.: SIGNIFY	SUR.:	PROTECTION ANGLE:

Table--4

UNIT: ×100cd

C( DEG) γ (DEG)	285	290	295	300	305	310	315	320	325	330	335	340	345	350	355				
0	1169	1169	1169	1169	1169	1169	1169	1169	1169	1169	1169	1169	1169	1169	1169				
5	1164	1164	1164	1163	1162	1160	1158	1156	1155	1155	1155	1152	1149	1146	1143				
10	1001	986	917	808	918	836	720	830	970	834	620	576	646	579	259				
15	3.85	3.55	3.24	2.93	2.64	2.57	2.52	2.46	2.39	2.31	2.26	2.18	2.11	2.02	1.95				
20	0.85	0.85	0.83	0.82	0.81	0.80	0.79	0.78	0.76	0.76	0.75	0.74	0.73	0.72	0.71				
25	0.00	0.00	0.00	0.00	0.04	0.42	0.42	0.42	0.41	0.40	0.40	0.39	0.38	0.37	0.36				
30	0.00	0.00	0.00	0.00	0.00	0.00	0.00	0.19	0.29	0.29	0.28	0.27	0.27	0.26	0.26				
35	0.00	0.00	0.00	0.00	0.00	0.00	0.00	0.00	0.00	0.19	0.19	0.18	0.17	0.17	0.17				
40	0.00	0.00	0.00	0.00	0.00	0.00	0.00	0.00	0.00	0.00	0.13	0.13	0.13	0.13	0.13				
45	0.00	0.00	0.00	0.00	0.00	0.00	0.00	0.00	0.00	0.00	0.00	0.10	0.10	0.10	0.10				
50	0.00	0.00	0.00	0.00	0.00	0.00	0.00	0.00	0.00	0.00	0.00	0.00	0.00	0.07	0.07	0.07			
55	0.00	0.00	0.00	0.00	0.00	0.00	0.00	0.00	0.00	0.00	0.00	0.00	0.00	0.04	0.05	0.05			
60	0.00	0.00	0.00	0.00	0.00	0.00	0.00	0.00	0.00	0.00	0.00	0.00	0.00	0.04	0.04				
65	0.00	0.00	0.00	0.00	0.00	0.00	0.00	0.00	0.00	0.00	0.00	0.00	0.00	0.02	0.04				
70	0.00	0.00	0.00	0.00	0.00	0.00	0.00	0.00	0.00	0.00	0.00	0.00	0.00	0.00	0.04				
75	0.00	0.00	0.00	0.00	0.00	0.00	0.00	0.00	0.00	0.00	0.00	0.00	0.00	0.00	0.03				
80	0.00	0.00	0.00	0.00	0.00	0.00	0.00	0.00	0.00	0.00	0.00	0.00	0.00	0.00	0.00				
85	0.00	0.00	0.00	0.00	0.00	0.00	0.00	0.00	0.00	0.00	0.00	0.00	0.00	0.00	0.00				
90	0.00	0.00	0.00	0.00	0.00	0.00	0.00	0.00	0.00	0.00	0.00	0.00	0.00	0.00	0.00				

C Range: 0 - 360DEG  
 C Interval: 5.0DEG  
 Test Speed: HIGH  
 Temperature:25DEG  
 Operators:WGW  
 Test Date:2020-01-14

γ Range: 0 - 90DEG  
 γ Interval: 0.5DEG  
 Test System:EVERFINE GO-2000A\_V1 SYSTEM V1.0.260  
 Humidity:65.0%  
 Test Distance:11.127m [K=1.0000]  
 Remarks: