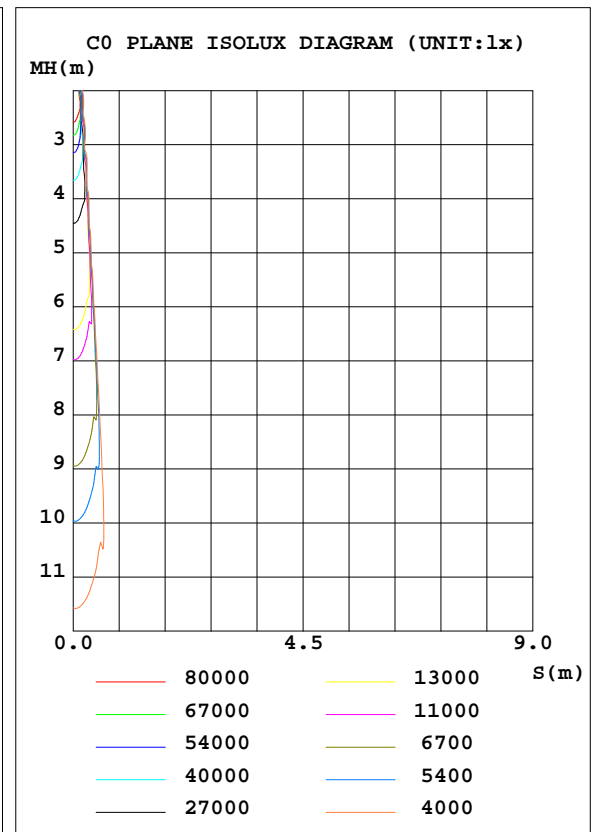
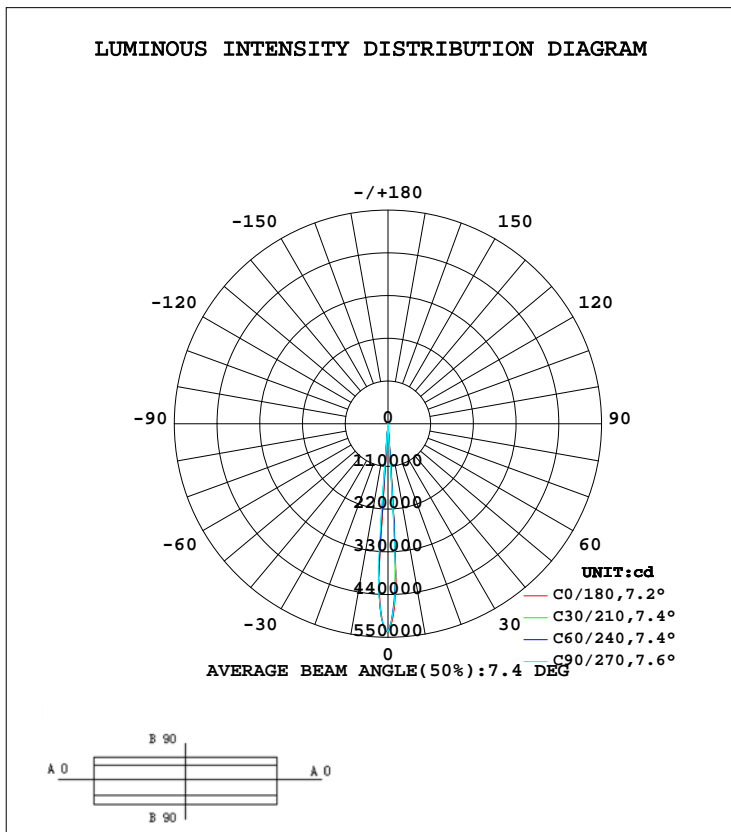


LUMINAIRE PHOTOMETRIC TEST REPORT

NAME:VL800 EVENTPROFILE FULL ON SMALL ANGLE 50%	TYPE:	WEIGHT:
DIM.:	SPEC.:230V	SERIAL No.:
MFR.: SIGNIFY	SUR.:	PROTECTION ANGLE:

DATA OF LAMP		PHOTOMETRIC DATA				Eff: 17.02 lm/W
MODEL		Imax(cd)	535365	S/MH(C0/180)	0.10	
NOMINAL POWER(W)	404	LOR(%)	100.0	S/MH(C90/270)	0.12	
RATED VOLTAGE(V)	230	TOTAL FLUX(lm)	6793.3	η UP, DN(C0-180)	0.0, 55.2	
NOMINAL FLUX(lm)	6793.28	CIE CLASS	DIRECT	η UP, DN(C180-360)	0.0, 44.8	
LAMPS INSIDE	1	η up(%)	0.0	CIBSE SHR NOM	0.00	
TEST VOLTAGE(V)	230.3	η down(%)	100.0	CIBSE SHR MAX	1.00	



C Range: 0 - 360DEG
 C Interval: 5.0DEG
 Test Speed: HIGH
 Temperature:25DEG
 Operators:WGW
 Test Date:2020-01-14

γ Range: 0 - 90DEG
 γ Interval: 0.5DEG
 Test System:EVERFINE GO-2000A_V1 SYSTEM V1.0.260
 Humidity:65.0%
 Test Distance:11.127m [K=1.0000]
 Remarks:

ZONAL FLUX DIAGRAM

ZONAL FLUX DIAGRAM:

γ	C0	C45	C90	C135	C180	C225	C270	C315	γ	Φ zone	Φ total	%lum, lamp
5	248.4	158.1	24.46	82.81	17.15	376.9	13.23	15.79	0- 5	6688	6688	98.4,98.4
10	1.932	1.966	2.198	1.827	1.749	1.696	1.685	1.778	5- 10	71.61	6759	99.5,99.5
15	0.7268	0.9617	2.294	0.8823	0.6683	0.6764	0.6641	0.7155	10- 15	15.35	6775	99.7,99.7
20	0.3386	0.5529	0	0.5560	0.3344	0.3217	0	0.3287	15- 20	6.610	6781	99.8,99.8
25	0.2458	0	0	0	0.3982	0	0	0	20- 25	3.040	6784	99.9,99.9
30	0.1796	0	0	0	0.5828	0	0	0	25- 30	2.719	6787	99.9,99.9
35	0.1424	0	0	0	0.2033	0	0	0	30- 35	2.156	6789	99.9,99.9
40	0.1217	0	0	0	0.1853	0	0	0	35- 40	1.224	6790	100,100
45	0.1015	0	0	0	0.1190	0	0	0	40- 45	0.9756	6791	100,100
50	0.0756	0	0	0	0.0790	0	0	0	45- 50	0.5700	6792	100,100
55	0.0626	0	0	0	0.0671	0	0	0	50- 55	0.4175	6792	100,100
60	0.0455	0	0	0	0.0478	0	0	0	55- 60	0.2749	6793	100,100
65	0.0380	0	0	0	0.0398	0	0	0	60- 65	0.1680	6793	100,100
70	0.0386	0	0	0	0.0373	0	0	0	65- 70	0.1464	6793	100,100
75	0.0477	0	0	0	0.0423	0	0	0	70- 75	0.0911	6793	100,100
80	0.0622	0	0	0	0.0569	0	0	0	75- 80	0.0781	6793	100,100
85	0.0830	0	0	0	0.0789	0	0	0	80- 85	0.1034	6793	100,100
90	0.1147	0	0	0	0	0	0	0	85- 90	0.1467	6793	100,100
95									90- 95			
100									95-100			
105									100-105			
110									105-110			
115									110-115			
120									115-120			
125									120-125			
130									125-130			
135									130-135			
140									135-140			
145									140-145			
150									145-150			
155									150-155			
160									155-160			
165									160-165			
170									165-170			
175									170-175			
180									175-180			
DEG	LUMINOUS INTENSITY:×100cd								UNIT:lm			

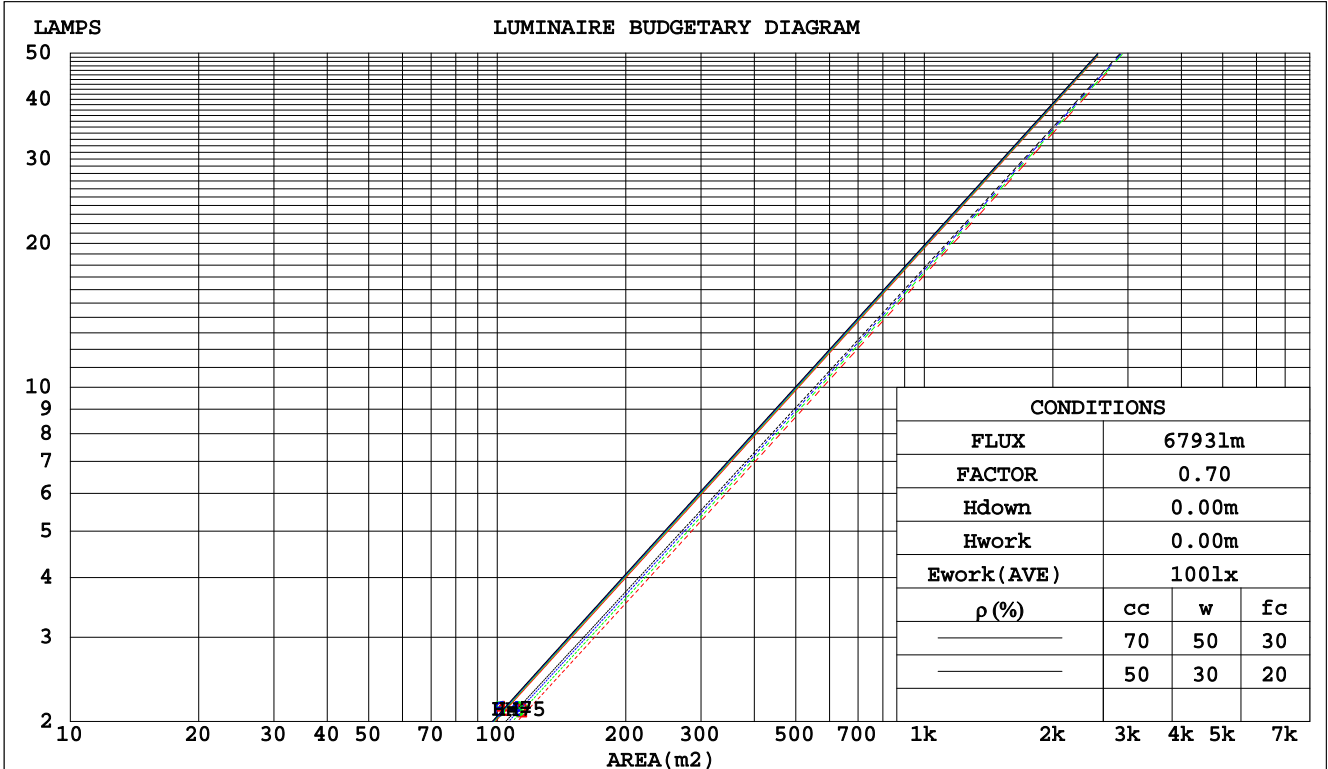
C Range: 0 - 360DEG
 C Interval: 5.0DEG
 Test Speed: HIGH
 Temperature:25DEG
 Operators:WGW
 Test Date:2020-01-14

γ Range: 0 - 90DEG
 γ Interval: 0.5DEG
 Test System:EVERFINE GO-2000A_V1 SYSTEM V1.0.260
 Humidity:65.0%
 Test Distance:11.127m [K=1.0000]
 Remarks:

CU AND LUMINAIRE BUDGETARY ESTIMATE DIAGRAM

NAME:VL800 EVENTPROFILE FULL ON SMALL ANGLE 50%	TYPE:	WEIGHT:
DIM.:	SPEC.:230V	SERIAL No.:
MFR.: SIGNIFY	SUR.:	PROTECTION ANGLE:

pcc	80%			70%			50%			30%			10%			0
	50%	30%	10%	50%	30%	10%	50%	30%	10%	50%	30%	10%	50%	30%	10%	0
pw	20%			20%			20%			20%			20%			0
0.0	1.19	1.19	1.19	1.16	1.16	1.16	1.11	1.11	1.11	1.06	1.06	1.06	1.02	1.02	1.02	1.00
1.0	1.15	1.14	1.13	1.13	1.12	1.11	1.09	1.08	1.08	1.06	1.05	1.05	1.02	1.02	1.02	.00
2.0	1.12	1.10	1.09	1.11	1.09	1.08	1.08	1.07	1.05	1.05	1.04	1.03	1.03	1.02	1.01	.00
3.0	1.10	1.08	1.06	1.09	1.07	1.06	1.07	1.05	1.04	1.05	1.03	1.02	1.03	1.02	1.01	.00
4.0	1.09	1.06	1.05	1.08	1.06	1.04	1.06	1.04	1.03	1.04	1.03	1.02	1.03	1.02	1.01	.00
5.0	1.07	1.05	1.03	1.07	1.05	1.03	1.05	1.03	1.02	1.04	1.02	1.01	1.03	1.02	1.01	.00
6.0	1.06	1.04	1.03	1.06	1.04	1.02	1.05	1.03	1.02	1.04	1.02	1.01	1.03	1.01	1.00	.00
7.0	1.06	1.03	1.02	1.05	1.03	1.02	1.04	1.03	1.01	1.03	1.02	1.01	1.03	1.01	1.00	.00
8.0	1.05	1.03	1.01	1.05	1.03	1.01	1.04	1.02	1.01	1.03	1.02	1.01	1.03	1.01	1.00	.00
9.0	1.04	1.02	1.01	1.04	1.02	1.01	1.04	1.02	1.01	1.03	1.02	1.01	1.02	1.01	1.00	.00
10.0	1.04	1.02	1.01	1.04	1.02	1.01	1.03	1.02	1.01	1.03	1.01	1.00	1.02	1.01	1.00	.00



C Range: 0 - 360DEG
 C Interval: 5.0DEG
 Test Speed: HIGH
 Temperature:25DEG
 Operators:WGW
 Test Date:2020-01-14

γ Range: 0 - 90DEG
 γ Interval: 0.5DEG
 Test System:EVERFINE GO-2000A_V1 SYSTEM V1.0.260
 Humidity:65.0%
 Test Distance:11.127m [K=1.0000]
 Remarks:

WEC AND CCEC

NAME:VL800 EVENTPROFILE FULL ON SMALL ANGLE 50%	TYPE:	WEIGHT:
DIM.:	SPEC.:230V	SERIAL No.:
MFR.: SIGNIFY	SUR.:	PROTECTION ANGLE:

ρcc	80%			70%			50%			30%			10%			0
ρw	50%	30%	10%	50%	30%	10%	50%	30%	10%	50%	30%	10%	50%	30%	10%	0
ρfc	20%			20%			20%			20%			20%			0
RCR	RCR:Room Cavity Ratio						Wall Exitance Coefficients(WEC)									
0.0																
1.0	.092	.052	.017	.086	.049	.016	.073	.042	.013	.062	.036	.012	.052	.030	.010	
2.0	.081	.044	.014	.076	.042	.013	.066	.037	.011	.057	.032	.010	.049	.028	.009	
3.0	.072	.038	.011	.068	.036	.011	.060	.032	.010	.052	.029	.009	.046	.025	.008	
4.0	.064	.034	.010	.061	.032	.009	.055	.029	.009	.048	.026	.008	.043	.023	.007	
5.0	.058	.030	.009	.055	.028	.008	.050	.026	.008	.045	.024	.007	.040	.022	.006	
6.0	.053	.027	.008	.051	.026	.007	.046	.024	.007	.042	.022	.006	.038	.020	.006	
7.0	.048	.024	.007	.046	.023	.007	.043	.022	.006	.039	.020	.006	.036	.019	.005	
8.0	.045	.022	.006	.043	.021	.006	.040	.020	.006	.037	.019	.005	.034	.017	.005	
9.0	.041	.020	.006	.040	.019	.005	.037	.018	.005	.035	.017	.005	.032	.016	.005	
10.0	.038	.018	.005	.037	.018	.005	.035	.017	.005	.033	.016	.005	.031	.015	.004	

ρcc	80%			70%			50%			30%			10%			0
ρw	50%	30%	10%	50%	30%	10%	50%	30%	10%	50%	30%	10%	50%	30%	10%	0
ρfc	20%			20%			20%			20%			20%			0
RCR	RCR:Room Cavity Ratio						Ceiling Cavity Exitance Coefficients(CCEC)									
0.0	.190	.190	.190	.163	.163	.163	.111	.111	.111	.064	.064	.064	.020	.020	.020	
1.0	.165	.158	.152	.141	.136	.130	.097	.093	.090	.056	.054	.052	.018	.017	.017	
2.0	.144	.133	.124	.123	.114	.107	.085	.079	.074	.049	.046	.044	.016	.015	.014	
3.0	.126	.113	.102	.108	.097	.089	.074	.068	.062	.043	.040	.037	.014	.013	.012	
4.0	.111	.097	.086	.096	.084	.075	.066	.058	.053	.038	.034	.031	.012	.011	.010	
5.0	.099	.084	.073	.085	.072	.063	.058	.051	.045	.034	.030	.027	.011	.010	.009	
6.0	.088	.073	.062	.075	.063	.054	.052	.044	.038	.030	.026	.023	.010	.009	.008	
7.0	.079	.064	.054	.068	.055	.047	.047	.039	.033	.027	.023	.020	.009	.008	.007	
8.0	.071	.057	.047	.061	.049	.041	.042	.034	.029	.025	.020	.017	.008	.007	.006	
9.0	.064	.050	.041	.055	.044	.036	.038	.031	.025	.022	.018	.015	.007	.006	.005	
10.0	.058	.045	.036	.050	.039	.031	.035	.027	.022	.020	.016	.013	.007	.005	.004	

C Range: 0 - 360DEG
 C Interval: 5.0DEG
 Test Speed: HIGH
 Temperature:25DEG
 Operators:WGW
 Test Date:2020-01-14

γ Range: 0 - 90DEG
 γ Interval: 0.5DEG
 Test System:EVERFINE GO-2000A_V1 SYSTEM V1.0.260
 Humidity:65.0%
 Test Distance:11.127m [K=1.0000]
 Remarks:

Uncorrected UGR Table

NAME:VL800 EVENTPROFILE FULL ON SMALL ANGLE 50%					TYPE:					WEIGHT:					
DIM.:					SPEC.:230V					SERIAL No.:					
MFR.: SIGNIFY					SUR.:					PROTECTION ANGLE:					
ceiling/cavity	0.7	0.7	0.5	0.5	0.3	0.7	0.7	0.5	0.5	0.3					
walls	0.5	0.3	0.5	0.3	0.3	0.5	0.3	0.5	0.3	0.3					
working plane	0.2	0.2	0.2	0.2	0.2	0.2	0.2	0.2	0.2	0.2					
Room dimensions	Viewed crosswise					Viewed endwise									
x = 2H y = 2H	-16.8	-16.4	-16.6	-16.3	-16.2	-1.5	-1.5	-1.5	-1.5	-1.5					
3H	-15.5	-15.2	-15.3	-15.0	-14.8	-1.5	-1.5	-1.5	-1.5	-1.5					
4H	-14.9	-14.6	-14.7	-14.4	-14.2	-1.5	-1.5	-1.5	-1.5	-1.5					
6H	-12.7	-12.4	-12.4	-12.2	-11.9	-1.5	-1.5	-1.5	-1.5	-1.5					
8H	-10.6	-10.3	-10.4	-10.1	-9.9	-1.5	-1.5	-1.5	-1.5	-1.5					
12H	-7.6	-7.3	-7.3	-7.1	-6.8	-1.5	-1.5	-1.5	-1.5	-1.5					
4H 2H	-17.0	-16.6	-16.7	-16.5	-16.3	-1.5	-1.5	-1.5	-1.5	-1.5					
3H	-15.7	-15.4	-15.5	-15.2	-14.9	-1.5	-1.5	-1.5	-1.5	-1.5					
4H	-15.2	-14.9	-14.8	-14.6	-14.3	-1.5	-1.5	-1.5	-1.5	-1.5					
6H	-13.0	-12.7	-12.6	-12.4	-12.1	-1.5	-1.5	-1.5	-1.5	-1.5					
8H	-10.9	-10.7	-10.6	-10.4	-10.0	-1.5	-1.5	-1.5	-1.5	-1.5					
12H	-7.9	-7.7	-7.6	-7.4	-7.0	-1.5	-1.5	-1.5	-1.5	-1.5					
8H 4H	-15.3	-15.1	-14.9	-14.7	-14.4	-1.5	-1.5	-1.5	-1.5	-1.5					
6H	-13.2	-13.0	-12.8	-12.6	-12.2	-1.5	-1.5	-1.5	-1.5	-1.5					
8H	-11.1	-11.0	-10.7	-10.5	-10.1	-1.5	-1.5	-1.5	-1.5	-1.5					
12H	-8.2	-8.0	-7.7	-7.6	-7.1	-1.5	-1.5	-1.5	-1.5	-1.5					
12H 4H	-15.4	-15.2	-15.0	-14.8	-14.4	-1.5	-1.5	-1.5	-1.5	-1.5					
6H	-13.2	-13.1	-12.8	-12.7	-12.2	-1.5	-1.5	-1.5	-1.5	-1.5					
8H	-11.2	-11.1	-10.8	-10.6	-10.2	-1.5	-1.5	-1.5	-1.5	-1.5					
Variations with the observer position at spacings:															
S = 1.0H	+ 3.1 / - 9.2					+ 0.0 / - 0.0									
1.5H	+ 4.4 / - 1.5					+ 0.0 / - 0.0									
2.0H	+ 5.3 / - 1.5					+ 0.0 / - 0.0									

CIE Pub.117 Corrected 6793 lm Total Lamp Luminous Flux.(8log(F/F0) = 6.7)

C Range: 0 - 360DEG
 C Interval: 5.0DEG
 Test Speed: HIGH
 Temperature:25DEG
 Operators:WGW
 Test Date:2020-01-14

γ Range: 0 - 90DEG
 γ Interval: 0.5DEG
 Test System:EVERFINE GO-2000A_V1 SYSTEM V1.0.260
 Humidity:65.0%
 Test Distance:11.127m [K=1.0000]
 Remarks:

UTILIZATION FACTORS TABLE

NAME:VL800 EVENTPROFILE FULL ON SMALL ANGLE 50%	TYPE:	WEIGHT:
DIM.:	SPEC.:230V	SERIAL No.:
MFR.: SIGNIFY	SUR.:	PROTECTION ANGLE:

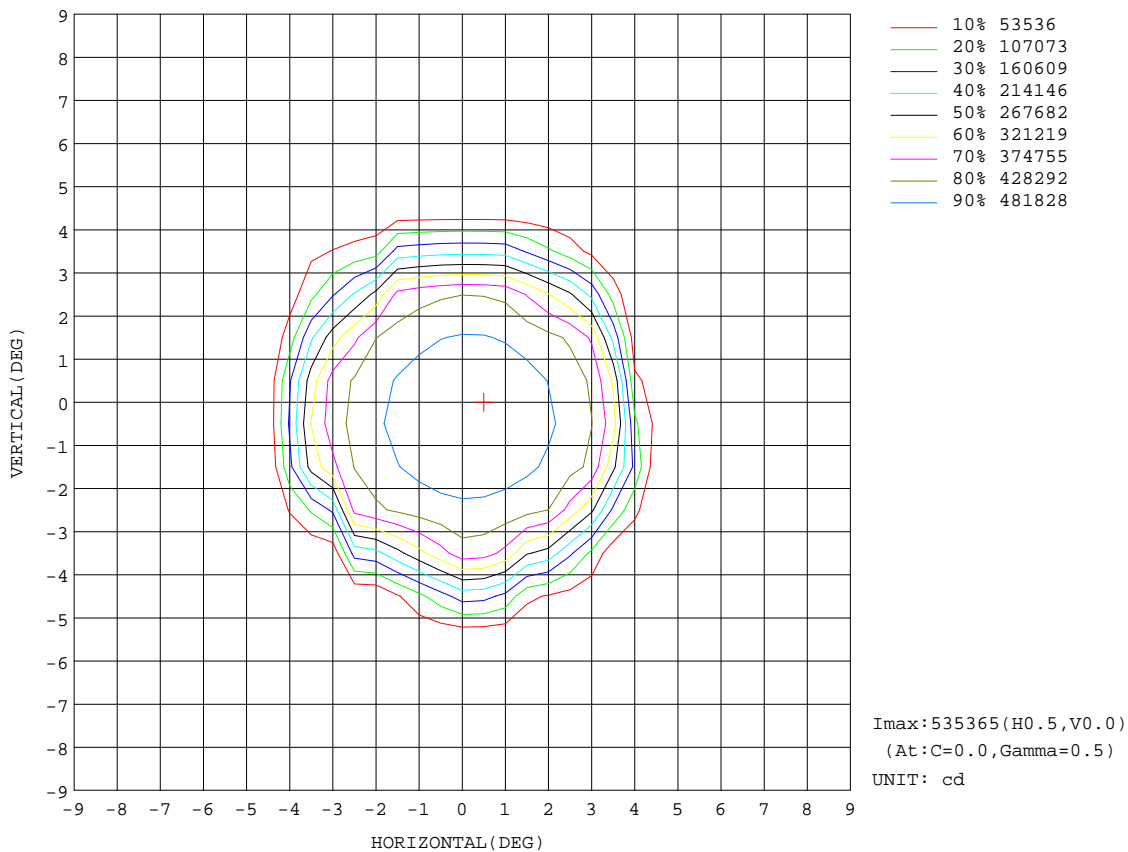
REFLECTANCE										
Ceiling	0.8	0.8	0.8	0.7	0.7	0.7	0.5	0.5	0.5	0
Walls	0.7	0.5	0.3	0.7	0.5	0.3	0.7	0.5	0.3	0
Working plane	0.2	0.2	0.2	0.2	0.2	0.2	0.2	0.2	0.2	0
ROOM INDEX	UTILIZATION FACTORS(PERCENT) $k(RI) \times RCR = 5$									
k = 0.60	92	86	83	91	86	83	90	85	82	79
0.80	98	93	90	98	93	90	97	92	90	86
1.00	102	97	94	101	97	94	100	96	93	90
1.25	106	101	98	105	100	98	103	99	97	93
1.50	108	104	101	107	103	100	105	102	99	95
2.00	110	106	103	109	105	103	106	103	101	96
2.50	111	108	105	110	107	105	107	105	103	97
3.00	113	110	107	111	108	106	108	106	104	98
4.00	115	112	110	113	111	109	109	107	106	99
5.00	116	114	112	114	112	111	110	109	108	100
ROOM INDEX	UF(total)									Direct
According to DIN EN 13032-2 2004			Suspended				SHRNOM = 1.25			

C Range: 0 - 360DEG
 C Interval: 5.0DEG
 Test Speed: HIGH
 Temperature:25DEG
 Operators:WGW
 Test Date:2020-01-14

γ Range: 0 - 90DEG
 γ Interval: 0.5DEG
 Test System:EVERFINE GO-2000A_V1 SYSTEM V1.0.260
 Humidity:65.0%
 Test Distance:11.127m [K=1.0000]
 Remarks:

ISOCANDELA DIAGRAM

NAME:VL800 EVENTPROFILE FULL ON SMALL ANGLE 50%	TYPE:	WEIGHT:
DIM.:	SPEC.:230V	SERIAL No.:
MFR.: SIGNIFY	SUR.:	PROTECTION ANGLE:

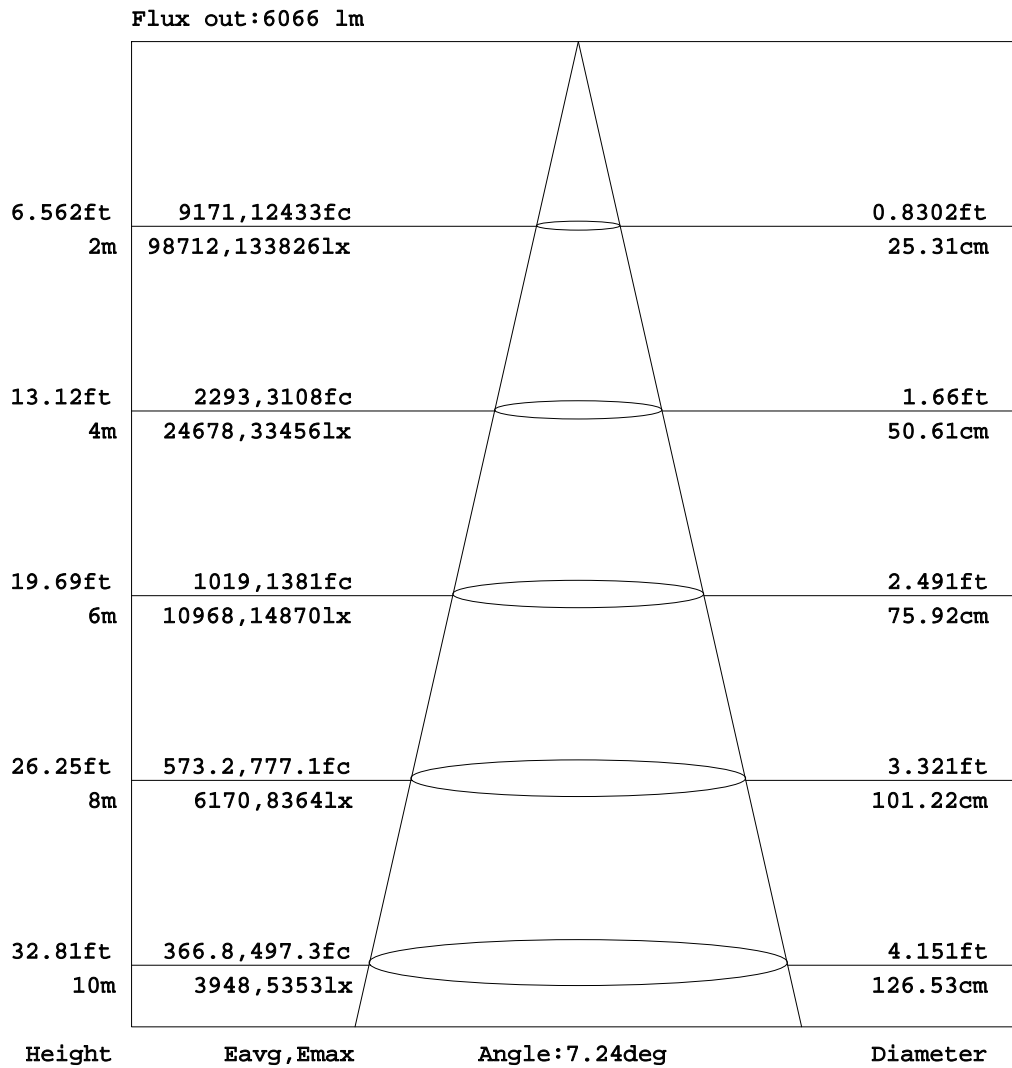


C Range: 0 - 360DEG
 C Interval: 5.0DEG
 Test Speed: HIGH
 Temperature: 25DEG
 Operators: WGW
 Test Date: 2020-01-14

γ Range: 0 - 90DEG
 γ Interval: 0.5DEG
 Test System: EVERFINE GO-2000A_V1 SYSTEM V1.0.260
 Humidity: 65.0%
 Test Distance: 11.127m [K=1.0000]
 Remarks:

AAI Figure

NAME:VL800 EVENTPROFILE FULL ON SMALL ANGLE 50%	TYPE:	WEIGHT:
DIM.:	SPEC.:230V	SERIAL No.:
MFR.: SIGNIFY	SUR.:	PROTECTION ANGLE:



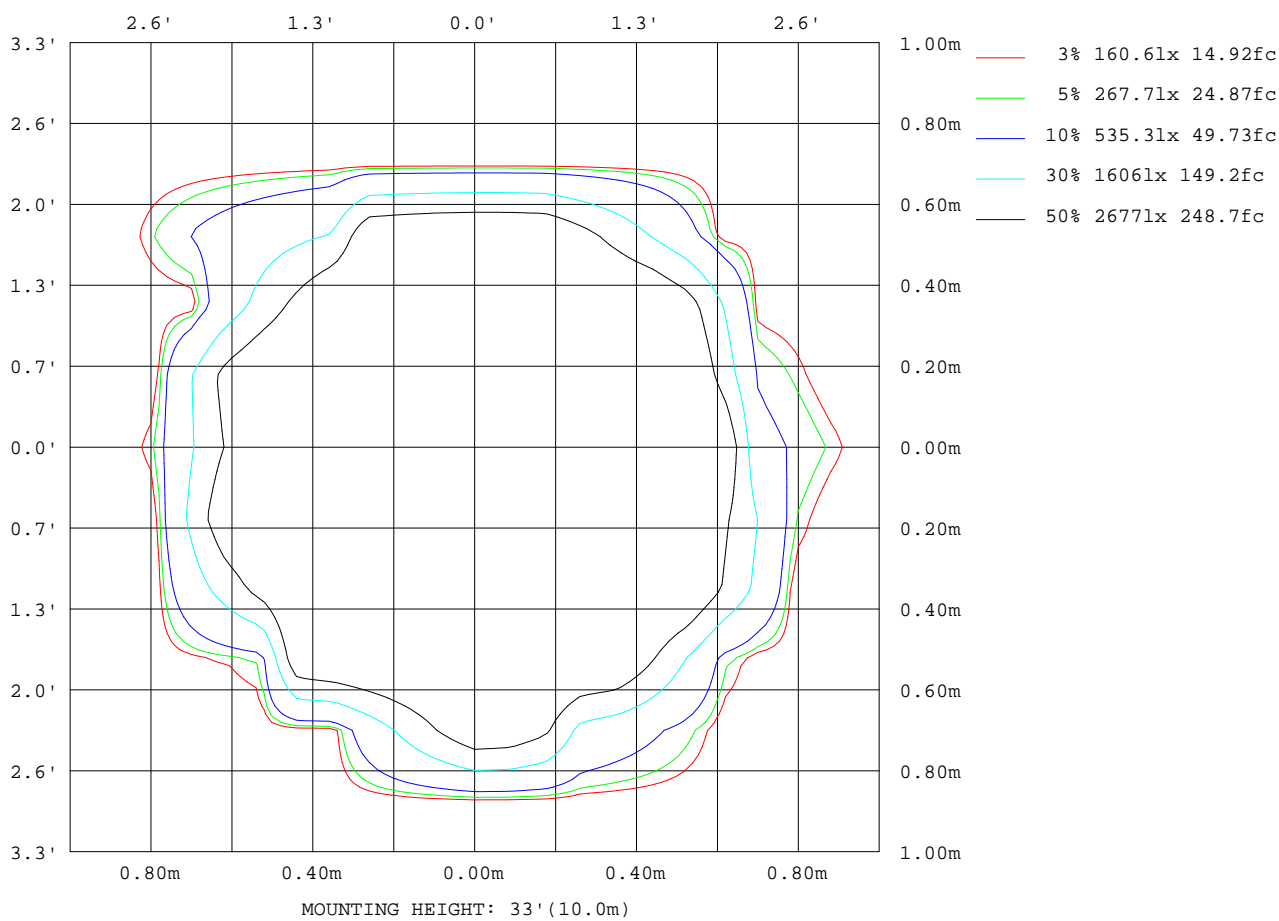
Note:The Curves indicate the illuminated area and the average illumination when the luminaire is at different distance.

C Range: 0 - 360DEG
 C Interval: 5.0DEG
 Test Speed: HIGH
 Temperature:25DEG
 Operators:WGW
 Test Date:2020-01-14

γ Range: 0 - 90DEG
 γ Interval: 0.5DEG
 Test System:EVERFINE GO-2000A_V1 SYSTEM V1.0.260
 Humidity:65.0%
 Test Distance:11.127m [K=1.0000]
 Remarks:

ISOLUX DIAGRAM

NAME:VL800 EVENTPROFILE FULL ON SMALL ANGLE 50%	TYPE:	WEIGHT:
DIM.:	SPEC.:230V	SERIAL No.:
MFR.: SIGNIFY	SUR.:	PROTECTION ANGLE:



C Range: 0 - 360DEG
 C Interval: 5.0DEG
 Test Speed: HIGH
 Temperature:25DEG
 Operators:WGW
 Test Date:2020-01-14

γ Range: 0 - 90DEG
 γ Interval: 0.5DEG
 Test System:EVERFINE GO-2000A_V1 SYSTEM V1.0.260
 Humidity:65.0%
 Test Distance:11.127m [K=1.0000]
 Remarks:

Average Luminance Table(CIBSE)

NAME:VL800 EVENTPROFILE FULL ON SMALL ANGLE 50%	TYPE:	WEIGHT:
DIM.:	SPEC.:230V	SERIAL No.:
MFR.: SIGNIFY	SUR.:	PROTECTION ANGLE:

Parameter description for average Luminance	Symbol	Value	Unit
Luminance in Azimuth Plane	Bc	refer Table 2	cd/sq.m.
Intensity at angle Gamma in given azimuth plane	I	from data	cd/klm
Number of lamps	N	1	
Output of each lamp(initial lumens as specified)	F	6793.28	lm
Multiplying factor	K	1	
Luminous area in horizontal plane used in calculations	A	0.1	sq.m.
Angle to the downward vertical from light centre	Gamma	from data	deg

Table 1. Calculation parameters for determination of CIBSE LG3:1996 Average Luminance

G deg	C plane(deg)																		
	0	10	20	30	40	50	60	70	80	90	100	110	120	130	140	150	160	170	180
55	109	105	0	0	0	0	0	0	0	0	0	0	0	0	0	0	0	107	117
60	91	0	0	0	0	0	0	0	0	0	0	0	0	0	0	0	0	0	96
65	90	0	0	0	0	0	0	0	0	0	0	0	0	0	0	0	0	0	94
70	113	0	0	0	0	0	0	0	0	0	0	0	0	0	0	0	0	0	109
75	184	0	0	0	0	0	0	0	0	0	0	0	0	0	0	0	0	0	163
80	358	0	0	0	0	0	0	0	0	0	0	0	0	0	0	0	0	0	327
85	952	0	0	0	0	0	0	0	0	0	0	0	0	0	0	0	0	0	905

Table 2. Average Luminance(cd/sq.m.) for defined C plane,Gamma angle

CIBSE Category	Gamma (deg)	Average Luminance		Patch Luminance	
		maximum calculated	specified maximum	maximum measured	specified maximum
Category 1	55 to 90	952	200	---	500
Category 2	65 to 90	952	200	---	500
Category 3	75 to 90	952	200	---	500

Table 3. Tabulation of Average and Patch Luminance(cd/sq.m.) for defined CIBSE categories

No match

C Range: 0 - 360DEG
 C Interval: 5.0DEG
 Test Speed: HIGH
 Temperature:25DEG
 Operators:WGW
 Test Date:2020-01-14

γ Range: 0 - 90DEG
 γ Interval: 0.5DEG
 Test System:EVERFINE GO-2000A_V1 SYSTEM V1.0.260
 Humidity:65.0%
 Test Distance:11.127m [K=1.0000]
 Remarks:

Average Luminance Table(CIBSE)

NAME:VL800 EVENTPROFILE FULL ON SMALL ANGLE 50%	TYPE:	WEIGHT:
DIM.:	SPEC.:230V	SERIAL No.:
MFR.: SIGNIFY	SUR.:	PROTECTION ANGLE:

Parameter description for average Luminance	Symbol	Value	Unit
Luminance in Azimuth Plane	Bc	refer Table 2	cd/sq.m.
Intensity at angle Gamma in given azimuth plane	I	from data	cd/klm
Number of lamps	N	1	
Output of each lamp(initial lumens as specified)	F	6793.28	lm
Multiplying factor	K	1	
Luminous area in horizontal plane used in calculations	A	0.1	sq.m.
Angle to the downward vertical from light centre	Gamma	from data	deg

Table 1. Calculation parameters for determination of CIBSE LG3:2001 Average Luminance

G deg	C plane(deg)																		
	0	10	20	30	40	50	60	70	80	90	100	110	120	130	140	150	160	170	180
55	109	105	0	0	0	0	0	0	0	0	0	0	0	0	0	0	0	107	117
60	91	0	0	0	0	0	0	0	0	0	0	0	0	0	0	0	0	0	96
65	90	0	0	0	0	0	0	0	0	0	0	0	0	0	0	0	0	0	94
70	113	0	0	0	0	0	0	0	0	0	0	0	0	0	0	0	0	0	109
75	184	0	0	0	0	0	0	0	0	0	0	0	0	0	0	0	0	0	163
80	358	0	0	0	0	0	0	0	0	0	0	0	0	0	0	0	0	0	327
85	952	0	0	0	0	0	0	0	0	0	0	0	0	0	0	0	0	0	905

Table 2. Average Luminance(cd/sq.m.) for defined C plane,Gamma angle

range (deg)	Maximum measured	Average Luminance(cd/sq.m)			
		Maximum limit for screen type & software category used			
		Type I,II screen Some neg.s'ware	Type I,II screen Only pos.s'ware	Type III screen Some neg.s'ware	Type III screen Only pos.s'ware
55 to 90	952	1000	1500	200	500
65 to 90	952	1000	1500	200	500

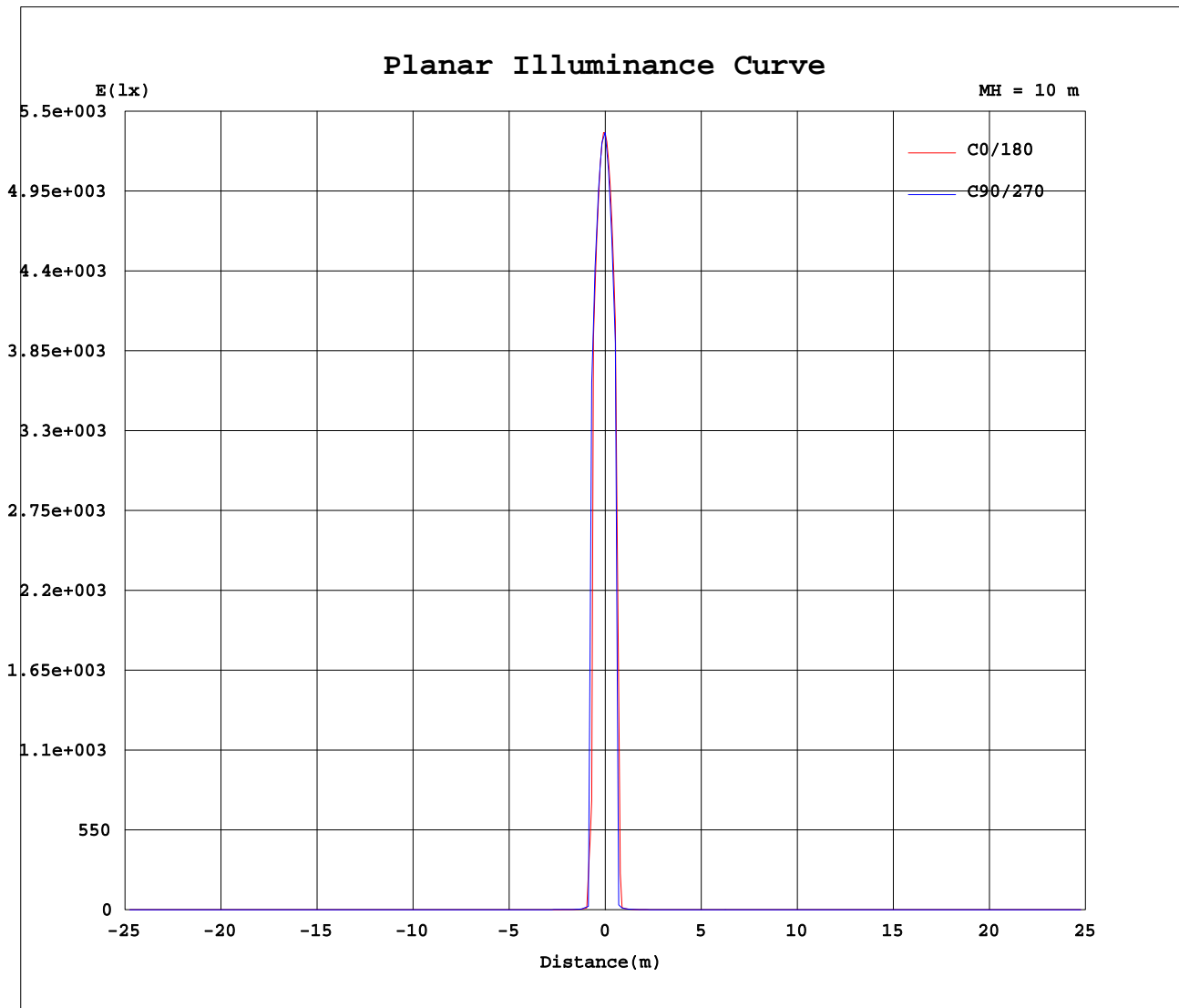
Table 3. Tabulation of average luminance(cd/sq.m.) and luminance limits

The luminaire satisfies the specified luminance criteria for Negative Software with Type I & II Screen(Good to Moderate treatment).

C Range: 0 - 360DEG
 C Interval: 5.0DEG
 Test Speed: HIGH
 Temperature:25DEG
 Operators:WGW
 Test Date:2020-01-14

γ Range: 0 - 90DEG
 γ Interval: 0.5DEG
 Test System:EVERFINE GO-2000A_V1 SYSTEM V1.0.260
 Humidity:65.0%
 Test Distance:11.127m [K=1.0000]
 Remarks:

Planar Illuminance Curve



C Range: 0 - 360DEG
 C Interval: 5.0DEG
 Test Speed: HIGH
 Temperature: 25DEG
 Operators: WGW
 Test Date: 2020-01-14

γ Range: 0 - 90DEG
 γ Interval: 0.5DEG
 Test System: EVERFINE GO-2000A_V1 SYSTEM V1.0.260
 Humidity: 65.0%
 Test Distance: 11.127m [K=1.0000]
 Remarks:

LUMINOUS DISTRIBUTION INTENSITY DATA

NAME:VL800 EVENTPROFILE FULL ON SMALL ANGLE 50%	TYPE:	WEIGHT:
DIM.:	SPEC.:230V	SERIAL No.:
MFR.: SIGNIFY	SUR.:	PROTECTION ANGLE:

Table--1

UNIT: ×100cd

C(DEG) γ (DEG)	0	5	10	15	20	25	30	35	40	45	50	55	60	65	70	75	80	85	90
0	5353	5353	5353	5353	5353	5353	5353	5353	5353	5353	5353	5353	5353	5353	5353	5353	5353	5353	5353
5	248	157	88.3	84.4	72.1	32.1	248	158	105	158	340	375	432	417	356	347	252	90.8	24.5
10	1.93	1.93	1.94	1.93	1.95	1.94	1.93	2.05	2.05	1.97	2.15	2.37	2.47	2.52	2.51	2.45	2.34	2.24	2.20
15	0.73	0.73	0.73	0.73	0.74	0.74	0.76	0.82	0.88	0.96	1.08	1.23	1.41	1.61	1.81	2.00	2.16	2.25	2.29
20	0.34	0.34	0.34	0.34	0.35	0.37	0.40	0.44	0.50	0.55	0.00	0.00	0.00	0.00	0.00	0.00	0.00	0.00	0.00
25	0.25	0.25	0.26	0.28	0.29	0.31	0.34	0.37	0.00	0.00	0.00	0.00	0.00	0.00	0.00	0.00	0.00	0.00	0.00
30	0.18	0.18	0.19	0.19	0.20	0.22	0.00	0.00	0.00	0.00	0.00	0.00	0.00	0.00	0.00	0.00	0.00	0.00	0.00
35	0.14	0.14	0.14	0.15	0.15	0.00	0.00	0.00	0.00	0.00	0.00	0.00	0.00	0.00	0.00	0.00	0.00	0.00	0.00
40	0.12	0.12	0.12	0.12	0.00	0.00	0.00	0.00	0.00	0.00	0.00	0.00	0.00	0.00	0.00	0.00	0.00	0.00	0.00
45	0.10	0.10	0.10	0.10	0.00	0.00	0.00	0.00	0.00	0.00	0.00	0.00	0.00	0.00	0.00	0.00	0.00	0.00	0.00
50	0.08	0.07	0.07	0.00	0.00	0.00	0.00	0.00	0.00	0.00	0.00	0.00	0.00	0.00	0.00	0.00	0.00	0.00	0.00
55	0.06	0.06	0.06	0.00	0.00	0.00	0.00	0.00	0.00	0.00	0.00	0.00	0.00	0.00	0.00	0.00	0.00	0.00	0.00
60	0.05	0.05	0.00	0.00	0.00	0.00	0.00	0.00	0.00	0.00	0.00	0.00	0.00	0.00	0.00	0.00	0.00	0.00	0.00
65	0.04	0.04	0.00	0.00	0.00	0.00	0.00	0.00	0.00	0.00	0.00	0.00	0.00	0.00	0.00	0.00	0.00	0.00	0.00
70	0.04	0.03	0.00	0.00	0.00	0.00	0.00	0.00	0.00	0.00	0.00	0.00	0.00	0.00	0.00	0.00	0.00	0.00	0.00
75	0.05	0.00	0.00	0.00	0.00	0.00	0.00	0.00	0.00	0.00	0.00	0.00	0.00	0.00	0.00	0.00	0.00	0.00	0.00
80	0.06	0.00	0.00	0.00	0.00	0.00	0.00	0.00	0.00	0.00	0.00	0.00	0.00	0.00	0.00	0.00	0.00	0.00	0.00
85	0.08	0.00	0.00	0.00	0.00	0.00	0.00	0.00	0.00	0.00	0.00	0.00	0.00	0.00	0.00	0.00	0.00	0.00	0.00
90	0.11	0.00	0.00	0.00	0.00	0.00	0.00	0.00	0.00	0.00	0.00	0.00	0.00	0.00	0.00	0.00	0.00	0.00	0.00

C Range: 0 - 360DEG
 C Interval: 5.0DEG
 Test Speed: HIGH
 Temperature:25DEG
 Operators:WGW
 Test Date:2020-01-14

γ Range: 0 - 90DEG
 γ Interval: 0.5DEG
 Test System:EVERFINE GO-2000A_V1 SYSTEM V1.0.260
 Humidity:65.0%
 Test Distance:11.127m [K=1.0000]
 Remarks:

LUMINOUS DISTRIBUTION INTENSITY DATA

NAME:VL800 EVENTPROFILE FULL ON SMALL ANGLE 50%	TYPE:	WEIGHT:
DIM.:	SPEC.:230V	SERIAL No.:
MFR.: SIGNIFY	SUR.:	PROTECTION ANGLE:

Table--2

UNIT: ×100cd

C(DEG) γ (DEG)	95	100	105	110	115	120	125	130	135	140	145	150	155	160	165	170	175	180	185
0	5353	5353	5353	5353	5353	5353	5353	5353	5353	5353	5353	5353	5353	5353	5353	5353	5353	5353	5353
5	77.4	178	239	181	25.6	24.9	23.3	54.3	82.8	94.2	177	208	20.0	22.9	25.1	28.5	24.5	17.2	23.4
10	2.22	2.29	2.37	2.42	2.40	2.33	2.17	1.94	1.83	1.87	1.81	1.80	1.79	1.78	1.78	1.77	1.77	1.75	1.75
15	2.26	2.16	2.00	1.80	1.57	1.36	1.16	1.01	0.88	0.79	0.74	0.69	0.67	0.67	0.67	0.67	0.67	0.67	0.67
20	0.00	0.00	0.00	0.00	0.00	0.00	0.00	0.00	0.56	0.48	0.43	0.39	0.36	0.34	0.33	0.34	0.34	0.33	0.33
25	0.00	0.00	0.00	0.00	0.00	0.00	0.00	0.00	0.00	0.00	0.32	0.29	0.28	0.28	0.31	0.36	0.39	0.40	0.38
30	0.00	0.00	0.00	0.00	0.00	0.00	0.00	0.00	0.00	0.00	0.00	0.00	0.28	0.36	0.48	0.56	0.59	0.58	0.56
35	0.00	0.00	0.00	0.00	0.00	0.00	0.00	0.00	0.00	0.00	0.00	0.00	0.00	0.26	0.28	0.25	0.22	0.20	0.21
40	0.00	0.00	0.00	0.00	0.00	0.00	0.00	0.00	0.00	0.00	0.00	0.00	0.00	0.00	0.14	0.15	0.18	0.19	0.19
45	0.00	0.00	0.00	0.00	0.00	0.00	0.00	0.00	0.00	0.00	0.00	0.00	0.00	0.00	0.10	0.11	0.12	0.12	0.12
50	0.00	0.00	0.00	0.00	0.00	0.00	0.00	0.00	0.00	0.00	0.00	0.00	0.00	0.00	0.00	0.07	0.08	0.08	0.08
55	0.00	0.00	0.00	0.00	0.00	0.00	0.00	0.00	0.00	0.00	0.00	0.00	0.00	0.00	0.00	0.06	0.06	0.07	0.07
60	0.00	0.00	0.00	0.00	0.00	0.00	0.00	0.00	0.00	0.00	0.00	0.00	0.00	0.00	0.00	0.00	0.05	0.05	0.05
65	0.00	0.00	0.00	0.00	0.00	0.00	0.00	0.00	0.00	0.00	0.00	0.00	0.00	0.00	0.00	0.00	0.04	0.04	0.04
70	0.00	0.00	0.00	0.00	0.00	0.00	0.00	0.00	0.00	0.00	0.00	0.00	0.00	0.00	0.00	0.00	0.03	0.04	0.03
75	0.00	0.00	0.00	0.00	0.00	0.00	0.00	0.00	0.00	0.00	0.00	0.00	0.00	0.00	0.00	0.00	0.00	0.04	0.00
80	0.00	0.00	0.00	0.00	0.00	0.00	0.00	0.00	0.00	0.00	0.00	0.00	0.00	0.00	0.00	0.00	0.00	0.06	0.00
85	0.00	0.00	0.00	0.00	0.00	0.00	0.00	0.00	0.00	0.00	0.00	0.00	0.00	0.00	0.00	0.00	0.00	0.08	0.00
90	0.00	0.00	0.00	0.00	0.00	0.00	0.00	0.00	0.00	0.00	0.00	0.00	0.00	0.00	0.00	0.00	0.00	0.00	0.00

C Range: 0 - 360DEG
 C Interval: 5.0DEG
 Test Speed: HIGH
 Temperature:25DEG
 Operators:WGW
 Test Date:2020-01-14

γ Range: 0 - 90DEG
 γ Interval: 0.5DEG
 Test System:EVERFINE GO-2000A_V1 SYSTEM V1.0.260
 Humidity:65.0%
 Test Distance:11.127m [K=1.0000]
 Remarks:

LUMINOUS DISTRIBUTION INTENSITY DATA

NAME:VL800 EVENTPROFILE FULL ON SMALL ANGLE 50%	TYPE:	WEIGHT:
DIM.:	SPEC.:230V	SERIAL No.:
MFR.: SIGNIFY	SUR.:	PROTECTION ANGLE:

Table--3

UNIT: ×100cd

C(DEG) γ (DEG)	190	195	200	205	210	215	220	225	230	235	240	245	250	255	260	265	270	275	280
0	5353	5353	5353	5353	5353	5353	5353	5353	5353	5353	5353	5353	5353	5353	5353	5353	5353	5353	5353
5	26.8	23.5	20.2	45.4	199	442	507	377	173	13.9	14.3	14.6	14.7	14.4	13.9	13.4	13.2	13.5	14.2
10	1.73	1.72	1.71	1.71	1.71	1.71	1.71	1.70	1.73	1.77	1.88	1.92	1.91	1.85	1.77	1.71	1.68	1.71	1.77
15	0.67	0.66	0.67	0.66	0.66	0.66	0.66	0.68	0.69	0.69	0.70	0.70	0.69	0.68	0.67	0.66	0.66	0.68	0.69
20	0.33	0.33	0.33	0.32	0.32	0.32	0.33	0.32	0.00	0.00	0.00	0.00	0.00	0.00	0.00	0.00	0.00	0.00	0.00
25	0.35	0.30	0.26	0.24	0.23	0.22	0.00	0.00	0.00	0.00	0.00	0.00	0.00	0.00	0.00	0.00	0.00	0.00	0.00
30	0.51	0.40	0.31	0.23	0.00	0.00	0.00	0.00	0.00	0.00	0.00	0.00	0.00	0.00	0.00	0.00	0.00	0.00	0.00
35	0.22	0.22	0.21	0.00	0.00	0.00	0.00	0.00	0.00	0.00	0.00	0.00	0.00	0.00	0.00	0.00	0.00	0.00	0.00
40	0.19	0.18	0.00	0.00	0.00	0.00	0.00	0.00	0.00	0.00	0.00	0.00	0.00	0.00	0.00	0.00	0.00	0.00	0.00
45	0.13	0.15	0.00	0.00	0.00	0.00	0.00	0.00	0.00	0.00	0.00	0.00	0.00	0.00	0.00	0.00	0.00	0.00	0.00
50	0.08	0.00	0.00	0.00	0.00	0.00	0.00	0.00	0.00	0.00	0.00	0.00	0.00	0.00	0.00	0.00	0.00	0.00	0.00
55	0.06	0.00	0.00	0.00	0.00	0.00	0.00	0.00	0.00	0.00	0.00	0.00	0.00	0.00	0.00	0.00	0.00	0.00	0.00
60	0.00	0.00	0.00	0.00	0.00	0.00	0.00	0.00	0.00	0.00	0.00	0.00	0.00	0.00	0.00	0.00	0.00	0.00	0.00
65	0.00	0.00	0.00	0.00	0.00	0.00	0.00	0.00	0.00	0.00	0.00	0.00	0.00	0.00	0.00	0.00	0.00	0.00	0.00
70	0.00	0.00	0.00	0.00	0.00	0.00	0.00	0.00	0.00	0.00	0.00	0.00	0.00	0.00	0.00	0.00	0.00	0.00	0.00
75	0.00	0.00	0.00	0.00	0.00	0.00	0.00	0.00	0.00	0.00	0.00	0.00	0.00	0.00	0.00	0.00	0.00	0.00	0.00
80	0.00	0.00	0.00	0.00	0.00	0.00	0.00	0.00	0.00	0.00	0.00	0.00	0.00	0.00	0.00	0.00	0.00	0.00	0.00
85	0.00	0.00	0.00	0.00	0.00	0.00	0.00	0.00	0.00	0.00	0.00	0.00	0.00	0.00	0.00	0.00	0.00	0.00	0.00
90	0.00	0.00	0.00	0.00	0.00	0.00	0.00	0.00	0.00	0.00	0.00	0.00	0.00	0.00	0.00	0.00	0.00	0.00	0.00

C Range: 0 - 360DEG
 C Interval: 5.0DEG
 Test Speed: HIGH
 Temperature:25DEG
 Operators:WGW
 Test Date:2020-01-14

γ Range: 0 - 90DEG
 γ Interval: 0.5DEG
 Test System:EVERFINE GO-2000A_V1 SYSTEM V1.0.260
 Humidity:65.0%
 Test Distance:11.127m [K=1.0000]
 Remarks:

LUMINOUS DISTRIBUTION INTENSITY DATA

NAME:VL800 EVENTPROFILE FULL ON SMALL ANGLE 50%	TYPE:	WEIGHT:
DIM.:	SPEC.:230V	SERIAL No.:
MFR.: SIGNIFY	SUR.:	PROTECTION ANGLE:

Table--4

UNIT: ×100cd

C(DEG) γ (DEG)	285	290	295	300	305	310	315	320	325	330	335	340	345	350	355				
0	5353	5353	5353	5353	5353	5353	5353	5353	5353	5353	5353	5353	5353	5353	5353				
5	14.9	15.2	15.2	15.0	14.6	85.7	15.8	15.9	18.7	22.4	20.8	59.0	72.5	81.8	156				
10	1.86	1.92	1.95	1.92	1.85	1.81	1.78	1.84	1.81	1.81	1.83	1.86	1.88	1.90	1.91				
15	0.71	0.72	0.73	0.72	0.71	0.71	0.72	0.71	0.72	0.71	0.71	0.72	0.71	0.72	0.72				
20	0.00	0.00	0.00	0.00	0.00	0.00	0.33	0.33	0.32	0.33	0.33	0.33	0.33	0.33	0.34				
25	0.00	0.00	0.00	0.00	0.00	0.00	0.00	0.00	0.23	0.25	0.26	0.27	0.27	0.26	0.25				
30	0.00	0.00	0.00	0.00	0.00	0.00	0.00	0.00	0.00	0.00	0.22	0.21	0.20	0.19	0.18				
35	0.00	0.00	0.00	0.00	0.00	0.00	0.00	0.00	0.00	0.00	0.00	0.14	0.14	0.14	0.14				
40	0.00	0.00	0.00	0.00	0.00	0.00	0.00	0.00	0.00	0.00	0.00	0.12	0.12	0.12					
45	0.00	0.00	0.00	0.00	0.00	0.00	0.00	0.00	0.00	0.00	0.00	0.09	0.09	0.10					
50	0.00	0.00	0.00	0.00	0.00	0.00	0.00	0.00	0.00	0.00	0.00	0.00	0.00	0.07	0.07				
55	0.00	0.00	0.00	0.00	0.00	0.00	0.00	0.00	0.00	0.00	0.00	0.00	0.00	0.06	0.06				
60	0.00	0.00	0.00	0.00	0.00	0.00	0.00	0.00	0.00	0.00	0.00	0.00	0.00	0.00	0.04				
65	0.00	0.00	0.00	0.00	0.00	0.00	0.00	0.00	0.00	0.00	0.00	0.00	0.00	0.00	0.04				
70	0.00	0.00	0.00	0.00	0.00	0.00	0.00	0.00	0.00	0.00	0.00	0.00	0.00	0.00	0.03				
75	0.00	0.00	0.00	0.00	0.00	0.00	0.00	0.00	0.00	0.00	0.00	0.00	0.00	0.00	0.00				
80	0.00	0.00	0.00	0.00	0.00	0.00	0.00	0.00	0.00	0.00	0.00	0.00	0.00	0.00	0.00				
85	0.00	0.00	0.00	0.00	0.00	0.00	0.00	0.00	0.00	0.00	0.00	0.00	0.00	0.00	0.00				
90	0.00	0.00	0.00	0.00	0.00	0.00	0.00	0.00	0.00	0.00	0.00	0.00	0.00	0.00	0.00				

C Range: 0 - 360DEG
 C Interval: 5.0DEG
 Test Speed: HIGH
 Temperature:25DEG
 Operators:WGW
 Test Date:2020-01-14

γ Range: 0 - 90DEG
 γ Interval: 0.5DEG
 Test System:EVERFINE GO-2000A_V1 SYSTEM V1.0.260
 Humidity:65.0%
 Test Distance:11.127m [K=1.0000]
 Remarks: