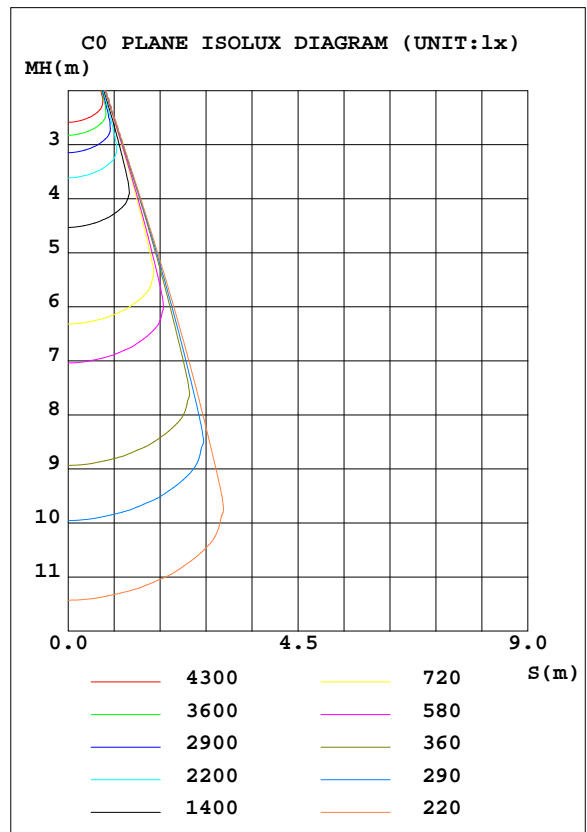
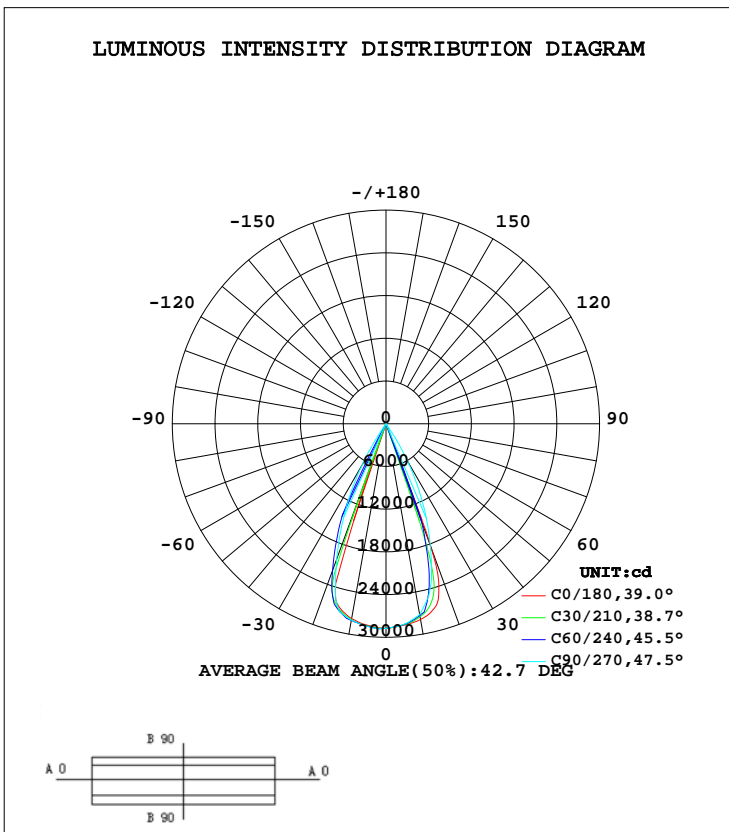


LUMINAIRE PHOTOMETRIC TEST REPORT

NAME: VL800 EVENTPROFILE FULL ON BIG ANGLE 50%	TYPE:	WEIGHT:
DIM.:	SPEC.:230V	SERIAL No.:
MFR.: SIGNIFY	SUR.:	PROTECTION ANGLE:

DATA OF LAMP		PHOTOMETRIC DATA Eff: 29.69 lm/W			
MODEL		I _{max} (cd)	28817	S/MH(C0/180)	0.49
NOMINAL POWER(W)	400	LOR(%)	100.0	S/MH(C90/270)	0.74
RATED VOLTAGE(V)	230	TOTAL FLUX(lm)	11841	η UP, DN(C0-180)	0.0, 56.9
NOMINAL FLUX(lm)	11841.1	CIE CLASS	DIRECT	η UP, DN(C180-360)	0.0, 43.1
LAMPS INSIDE	1	η up(%)	0.0	CIBSE SHR NOM	0.00
TEST VOLTAGE(V)	230.2	η down(%)	100.0	CIBSE SHR MAX	1.00



C Range: 0 - 360DEG
 C Interval: 5.0DEG
 Test Speed: HIGH
 Temperature:25DEG
 Operators:WGW
 Test Date:2020-01-14

γ Range: 0 - 90DEG
 γ Interval: 0.5DEG
 Test System:EVERFINE GO-2000A_V1 SYSTEM V1.0.260
 Humidity:65.0%
 Test Distance:11.127m [K=1.0000]
 Remarks:

ZONAL FLUX DIAGRAM

ZONAL FLUX DIAGRAM:

γ	C0	C45	C90	C135	C180	C225	C270	C315	γ	Φ zone	Φ total	lum, lamp
5	2844	2854	2862	2852	2840	2834	2830	2841	0- 5	683.4	683.4	5.77,5.77
10	2779	2799	2802	2795	2793	2741	2723	2730	5- 10	2008	2692	22.7,22.7
15	2629	2664	2640	2697	2667	2251	2398	2165	10- 15	3173	5865	49.5,49.5
20	23.73	446.4	2026	2211	1883	377.8	1822	128.5	15- 20	3266	9131	77.1,77.1
25	7.411	19.30	1357	29.17	10.46	8.969	1216	7.591	20- 25	1475	10606	89.6,89.6
30	3.702	12.25	687.4	15.88	5.240	5.103	609.4	4.321	25- 30	782.2	11388	96.2,96.2
35	2.454	9.022	84.45	11.73	3.711	3.091	63.42	2.662	30- 35	314.0	11702	98.8,98.8
40	1.623	7.697	14.77	9.868	2.821	2.047	2.444	1.774	35- 40	35.04	11737	99.1,99.1
45	0.9318	7.009	11.73	8.818	2.023	1.405	2.091	1.230	40- 45	17.77	11755	99.3,99.3
50	0.6353	5.912	8.697	7.152	1.177	1.321	1.738	1.161	45- 50	15.65	11771	99.4,99.4
55	0.4999	5.048	5.880	5.797	0.7199	1.327	1.448	1.177	50- 55	13.53	11784	99.5,99.5
60	0.4502	4.424	4.806	4.770	0.5228	1.380	1.660	1.258	55- 60	12.05	11796	99.6,99.6
65	0.4631	3.892	3.949	3.981	0.4642	1.535	1.936	1.434	60- 65	11.60	11808	99.7,99.7
70	0.5453	3.140	3.092	3.233	0.4912	1.861	2.212	1.785	65- 70	11.39	11819	99.8,99.8
75	0.6409	2.385	1.203	2.506	0.5781	2.216	1.216	2.156	70- 75	11.09	11830	99.9,99.9
80	0.7359	0.0018	0	0.0019	0.6927	0.0024	0	0.0024	75- 80	6.698	11837	100,100
85	0.8983	0	0	0	1.182	0	0	0	80- 85	3.140	11840	100,100
90	1.091	0	0	0	2.230	0	0	0	85- 90	0.9683	11841	100,100
95									90- 95			
100									95-100			
105									100-105			
110									105-110			
115									110-115			
120									115-120			
125									120-125			
130									125-130			
135									130-135			
140									135-140			
145									140-145			
150									145-150			
155									150-155			
160									155-160			
165									160-165			
170									165-170			
175									170-175			
180									175-180			
DEG	LUMINOUS INTENSITY:×10cd								UNIT:lm			

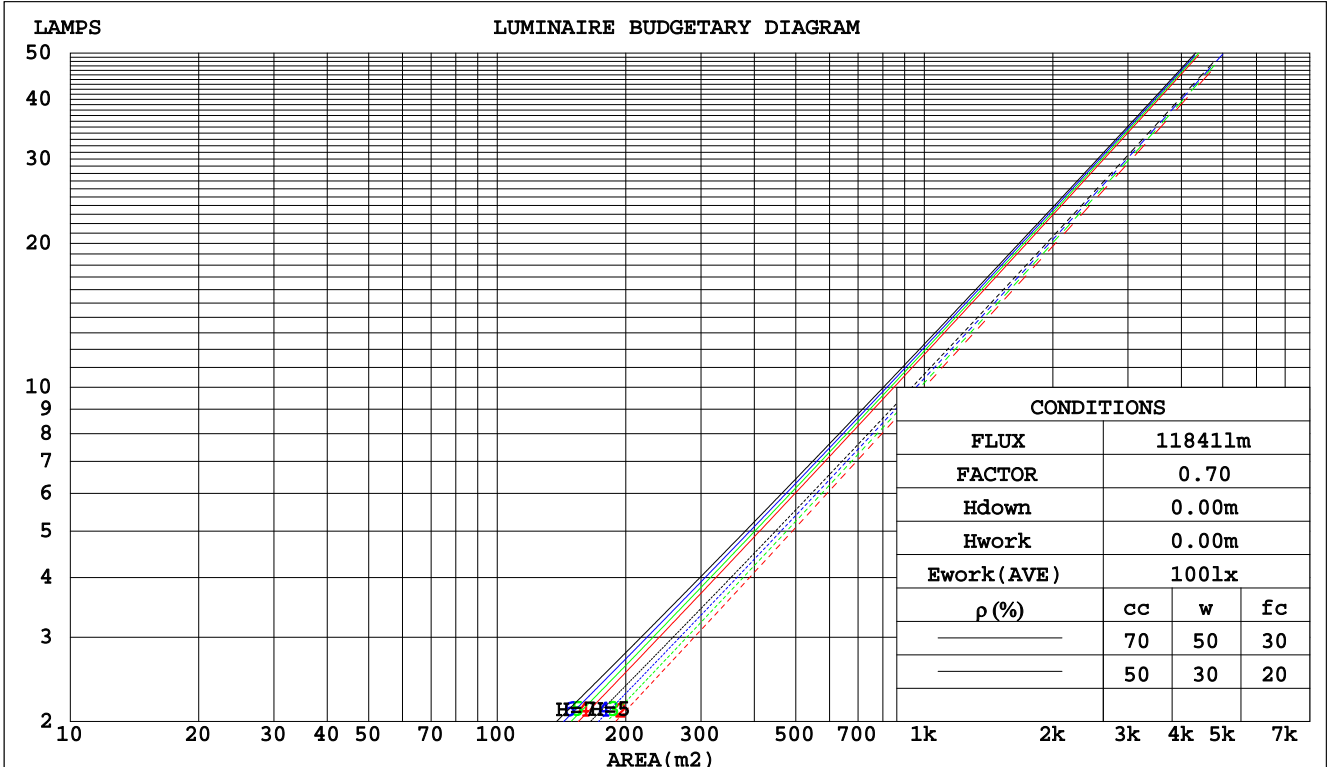
C Range: 0 - 360DEG
 C Interval: 5.0DEG
 Test Speed: HIGH
 Temperature:25DEG
 Operators:WGW
 Test Date:2020-01-14

γ Range: 0 - 90DEG
 γ Interval: 0.5DEG
 Test System:EVERFINE GO-2000A_V1 SYSTEM V1.0.260
 Humidity:65.0%
 Test Distance:11.127m [K=1.0000]
 Remarks:

CU AND LUMINAIRE BUDGETARY ESTIMATE DIAGRAM

NAME: VL800 EVENTPROFILE FULL ON BIG ANGLE 50%	TYPE:	WEIGHT:
DIM.:	SPEC.:230V	SERIAL No.:
MFR.: SIGNIFY	SUR.:	PROTECTION ANGLE:

pcc	80%			70%			50%			30%			10%			0
	50%	30%	10%	50%	30%	10%	50%	30%	10%	50%	30%	10%	50%	30%	10%	0
pw																
pfc																
RCR	RCR:Room Cavity Ratio															
	Coefficients of Utilization(CU)															
0.0	1.19	1.19	1.19	1.16	1.16	1.16	1.11	1.11	1.11	1.06	1.06	1.06	1.02	1.02	1.02	1.00
1.0	1.12	1.10	1.09	1.10	1.09	1.07	1.06	1.05	1.04	1.03	1.02	1.01	.99	.98	.98	.96
2.0	1.07	1.04	1.01	1.05	1.02	.90	1.02	.90	.98	.99	.97	.96	.96	.95	.94	.92
3.0	1.02	.98	.95	1.01	.97	.94	.98	.95	.93	.96	.93	.91	.94	.92	.90	.89
4.0	.97	.93	.90	.96	.93	.90	.94	.91	.89	.93	.90	.88	.91	.88	.87	.85
5.0	.93	.89	.86	.93	.89	.85	.91	.87	.85	.89	.86	.84	.88	.85	.83	.82
6.0	.90	.85	.82	.89	.85	.82	.88	.84	.81	.86	.83	.81	.85	.83	.80	.79
7.0	.86	.82	.79	.86	.82	.79	.85	.81	.78	.84	.80	.78	.83	.80	.78	.76
8.0	.83	.79	.76	.83	.79	.76	.82	.78	.75	.81	.78	.75	.80	.77	.75	.74
9.0	.80	.76	.73	.80	.76	.73	.79	.75	.73	.78	.75	.73	.78	.75	.72	.71
10.0	.78	.73	.71	.77	.73	.71	.77	.73	.70	.76	.73	.70	.75	.72	.70	.69



C Range: 0 - 360DEG
 C Interval: 5.0DEG
 Test Speed: HIGH
 Temperature:25DEG
 Operators:WGW
 Test Date:2020-01-14

γ Range: 0 - 90DEG
 γ Interval: 0.5DEG
 Test System:EVERFINE GO-2000A_V1 SYSTEM V1.0.260
 Humidity:65.0%
 Test Distance:11.127m [K=1.0000]
 Remarks:

WEC AND CCEC

NAME: VL800 EVENTPROFILE FULL ON BIG ANGLE 50%	TYPE:	WEIGHT:
DIM.:	SPEC.:230V	SERIAL No.:
MFR.: SIGNIFY	SUR.:	PROTECTION ANGLE:

ρcc	80%			70%			50%			30%			10%			0
ρw	50%	30%	10%	50%	30%	10%	50%	30%	10%	50%	30%	10%	50%	30%	10%	0
ρfc	20%			20%			20%			20%			20%			0
RCR	RCR:Room Cavity Ratio						Wall Exitance Coefficients(WEC)									
0.0																
1.0	.145	.082	.026	.138	.079	.025	.126	.072	.023	.114	.066	.021	.104	.060	.019	
2.0	.134	.074	.023	.129	.071	.022	.119	.066	.021	.109	.061	.019	.100	.057	.018	
3.0	.126	.067	.020	.121	.065	.020	.113	.061	.019	.105	.057	.018	.097	.054	.017	
4.0	.118	.061	.018	.114	.060	.018	.107	.057	.017	.100	.054	.016	.094	.051	.016	
5.0	.112	.057	.017	.109	.056	.016	.102	.053	.016	.097	.051	.015	.091	.049	.015	
6.0	.106	.053	.015	.103	.052	.015	.098	.050	.015	.093	.048	.014	.088	.046	.014	
7.0	.101	.050	.014	.099	.049	.014	.094	.048	.014	.090	.046	.013	.086	.044	.013	
8.0	.097	.047	.013	.095	.047	.013	.091	.045	.013	.087	.044	.013	.083	.043	.012	
9.0	.093	.045	.013	.091	.044	.012	.087	.043	.012	.084	.042	.012	.081	.041	.012	
10.0	.089	.043	.012	.088	.042	.012	.084	.041	.012	.081	.040	.011	.078	.039	.011	

ρcc	80%			70%			50%			30%			10%			0
ρw	50%	30%	10%	50%	30%	10%	50%	30%	10%	50%	30%	10%	50%	30%	10%	0
ρfc	20%			20%			20%			20%			20%			0
RCR	RCR:Room Cavity Ratio						Ceiling Cavity Exitance Coefficients(CCEC)									
0.0	.190	.190	.190	.163	.163	.163	.111	.111	.111	.064	.064	.064	.020	.020	.020	
1.0	.169	.158	.147	.145	.135	.127	.099	.093	.088	.057	.054	.051	.018	.017	.017	
2.0	.151	.133	.117	.130	.114	.101	.089	.079	.071	.051	.046	.041	.016	.015	.013	
3.0	.137	.113	.095	.117	.098	.082	.080	.068	.058	.046	.040	.034	.015	.013	.011	
4.0	.125	.098	.078	.107	.085	.068	.074	.059	.048	.043	.035	.028	.014	.011	.009	
5.0	.114	.086	.065	.098	.074	.056	.068	.052	.040	.039	.030	.024	.013	.010	.008	
6.0	.106	.076	.055	.091	.066	.048	.063	.046	.034	.036	.027	.020	.012	.009	.007	
7.0	.099	.068	.047	.085	.059	.041	.059	.041	.029	.034	.024	.017	.011	.008	.006	
8.0	.092	.061	.040	.079	.053	.035	.055	.037	.025	.032	.022	.015	.010	.007	.005	
9.0	.087	.056	.035	.075	.048	.030	.052	.034	.022	.030	.020	.013	.010	.007	.004	
10.0	.082	.051	.030	.071	.044	.027	.049	.031	.019	.029	.018	.011	.009	.006	.004	

C Range: 0 - 360DEG
 C Interval: 5.0DEG
 Test Speed: HIGH
 Temperature:25DEG
 Operators:WGW
 Test Date:2020-01-14

γ Range: 0 - 90DEG
 γ Interval: 0.5DEG
 Test System:EVERFINE GO-2000A_V1 SYSTEM V1.0.260
 Humidity:65.0%
 Test Distance:11.127m [K=1.0000]
 Remarks:

Uncorrected UGR Table

NAME: VL800 EVENTPROFILE FULL ON BIG ANGLE 50%					TYPE:					WEIGHT:				
DIM.:					SPEC.:230V					SERIAL No.:				
MFR.: SIGNIFY					SUR.:					PROTECTION ANGLE:				
ceiling/cavity	0.7	0.7	0.5	0.5	0.3	0.7	0.7	0.5	0.5	0.3				
walls	0.5	0.3	0.5	0.3	0.3	0.5	0.3	0.5	0.3	0.3				
working plane	0.2	0.2	0.2	0.2	0.2	0.2	0.2	0.2	0.2	0.2				
Room dimensions	Viewed crosswise					Viewed endwise								
x = 2H y = 2H	-4.0	-3.3	-3.8	-3.2	-3.0	13.2	13.9	13.4	14.1	14.2				
3H	-2.0	-1.3	-1.8	-1.2	-1.0	13.1	13.8	13.4	14.0	14.2				
4H	-0.7	-0.1	-0.5	0.1	0.3	13.1	13.7	13.4	13.9	14.1				
6H	0.8	1.4	1.1	1.6	1.9	13.0	13.6	13.3	13.8	14.1				
8H	1.8	2.4	2.1	2.7	2.9	13.0	13.5	13.3	13.8	14.0				
12H	3.0	3.6	3.4	3.9	4.1	12.9	13.5	13.2	13.7	14.0				
4H 2H	-1.8	-1.2	-1.5	-0.9	-0.7	13.0	13.7	13.3	13.9	14.1				
3H	0.7	1.3	1.0	1.5	1.8	12.9	13.5	13.2	13.7	14.0				
4H	2.2	2.7	2.6	3.0	3.3	12.9	13.4	13.2	13.7	14.0				
6H	4.0	4.4	4.4	4.7	5.1	12.8	13.2	13.2	13.6	13.9				
8H	5.0	5.4	5.4	5.8	6.1	12.7	13.1	13.1	13.5	13.8				
12H	6.2	6.6	6.6	6.9	7.3	12.7	13.1	13.1	13.4	13.8				
8H 4H	2.8	3.2	3.2	3.6	3.9	12.8	13.2	13.2	13.5	13.9				
6H	4.7	5.1	5.2	5.5	5.9	12.7	13.0	13.1	13.4	13.8				
8H	5.9	6.2	6.3	6.6	7.0	12.6	12.9	13.0	13.3	13.7				
12H	7.2	7.4	7.6	7.9	8.3	12.5	12.8	13.0	13.2	13.7				
12H 4H	2.8	3.1	3.2	3.5	3.9	12.7	13.1	13.1	13.5	13.8				
6H	4.7	5.0	5.1	5.4	5.8	12.6	12.9	13.0	13.3	13.8				
8H	5.8	6.1	6.3	6.5	7.0	12.5	12.8	13.0	13.2	13.7				
Variations with the observer position at spacings:														
S = 1.0H	+ 0.1 / - 0.1					+ 0.2 / - 0.2								
1.5H	+ 0.5 / - 0.3					+ 0.5 / - 0.7								
2.0H	+ 1.1 / - 1.7					+ 1.2 / - 1.2								

CIE Pub.117 Corrected 11841 lm Total Lamp Luminous Flux. (8log(F/F0) = 8.6)

C Range: 0 - 360DEG
 C Interval: 5.0DEG
 Test Speed: HIGH
 Temperature:25DEG
 Operators:WGW
 Test Date:2020-01-14

γ Range: 0 - 90DEG
 γ Interval: 0.5DEG
 Test System:EVERFINE GO-2000A_V1 SYSTEM V1.0.260
 Humidity:65.0%
 Test Distance:11.127m [K=1.0000]
 Remarks:

UTILIZATION FACTORS TABLE

NAME: VL800 EVENTPROFILE FULL ON BIG ANGLE 50%	TYPE:	WEIGHT:
DIM.:	SPEC.:230V	SERIAL No.:
MFR.: SIGNIFY	SUR.:	PROTECTION ANGLE:

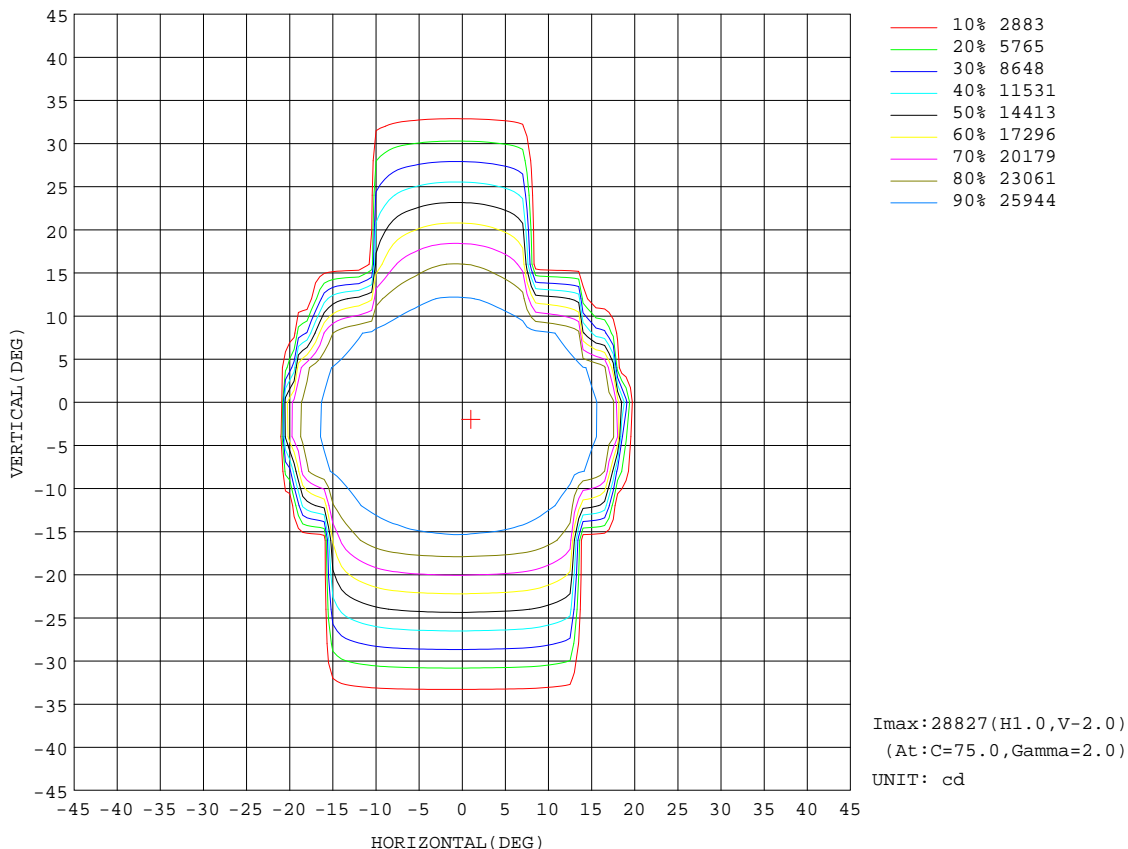
REFLECTANCE										
Ceiling	0.8	0.8	0.8	0.7	0.7	0.7	0.5	0.5	0.5	0
Walls	0.7	0.5	0.3	0.7	0.5	0.3	0.7	0.5	0.3	0
Working plane	0.2	0.2	0.2	0.2	0.2	0.2	0.2	0.2	0.2	0
ROOM INDEX	UTILIZATION FACTORS(PERCENT) $k(RI) \times RCR = 5$									
k = 0.60	91	85	82	91	85	82	90	85	82	79
0.80	98	93	89	97	92	89	96	92	89	86
1.00	102	97	93	101	96	93	99	96	93	89
1.25	105	101	97	104	100	97	102	99	96	92
1.50	108	103	100	106	103	100	104	101	99	95
2.00	110	106	103	108	105	102	106	103	101	96
2.50	111	108	105	110	107	104	107	104	102	97
3.00	113	110	107	111	108	106	108	105	104	98
4.00	114	112	110	112	110	109	109	107	106	99
5.00	116	114	112	114	112	110	110	108	107	100
ROOM INDEX	UF(total)									Direct
According to DIN EN 13032-2 2004			Suspended				SHRNOM = 1.25			

C Range: 0 - 360DEG
 C Interval: 5.0DEG
 Test Speed: HIGH
 Temperature:25DEG
 Operators:WGW
 Test Date:2020-01-14

γ Range: 0 - 90DEG
 γ Interval: 0.5DEG
 Test System:EVERFINE GO-2000A_V1 SYSTEM V1.0.260
 Humidity:65.0%
 Test Distance:11.127m [K=1.0000]
 Remarks:

ISOCANDELA DIAGRAM

NAME: VL800 EVENTPROFILE FULL ON BIG ANGLE 50%	TYPE:	WEIGHT:
DIM.:	SPEC.:230V	SERIAL No.:
MFR.: SIGNIFY	SUR.:	PROTECTION ANGLE:

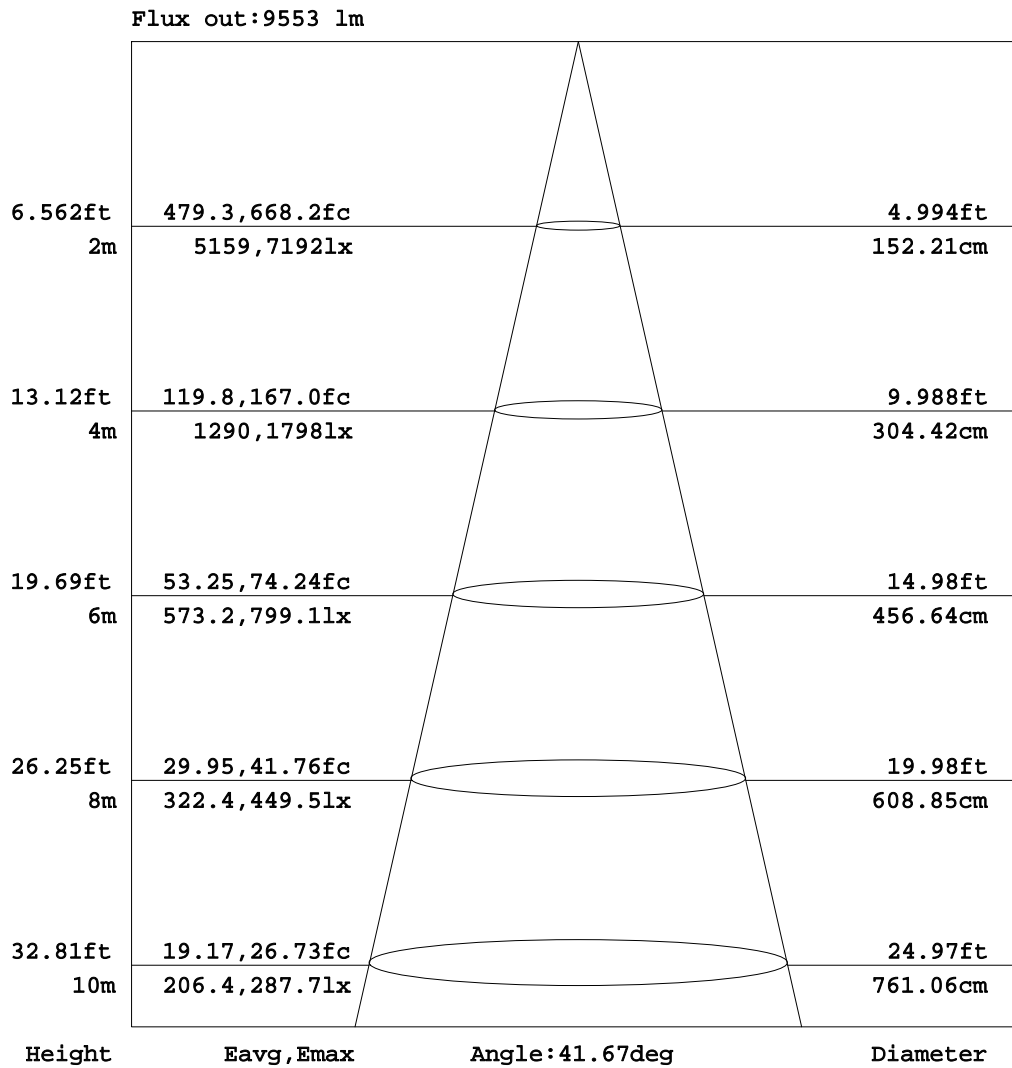


C Range: 0 - 360DEG
 C Interval: 5.0DEG
 Test Speed: HIGH
 Temperature: 25DEG
 Operators: WGW
 Test Date: 2020-01-14

γ Range: 0 - 90DEG
 γ Interval: 0.5DEG
 Test System: EVERFINE GO-2000A_V1 SYSTEM V1.0.260
 Humidity: 65.0%
 Test Distance: 11.127m [K=1.0000]
 Remarks:

AAI Figure

NAME: VL800 EVENTPROFILE FULL ON BIG ANGLE 50%	TYPE:	WEIGHT:
DIM.:	SPEC.:230V	SERIAL No.:
MFR.: SIGNIFY	SUR.:	PROTECTION ANGLE:



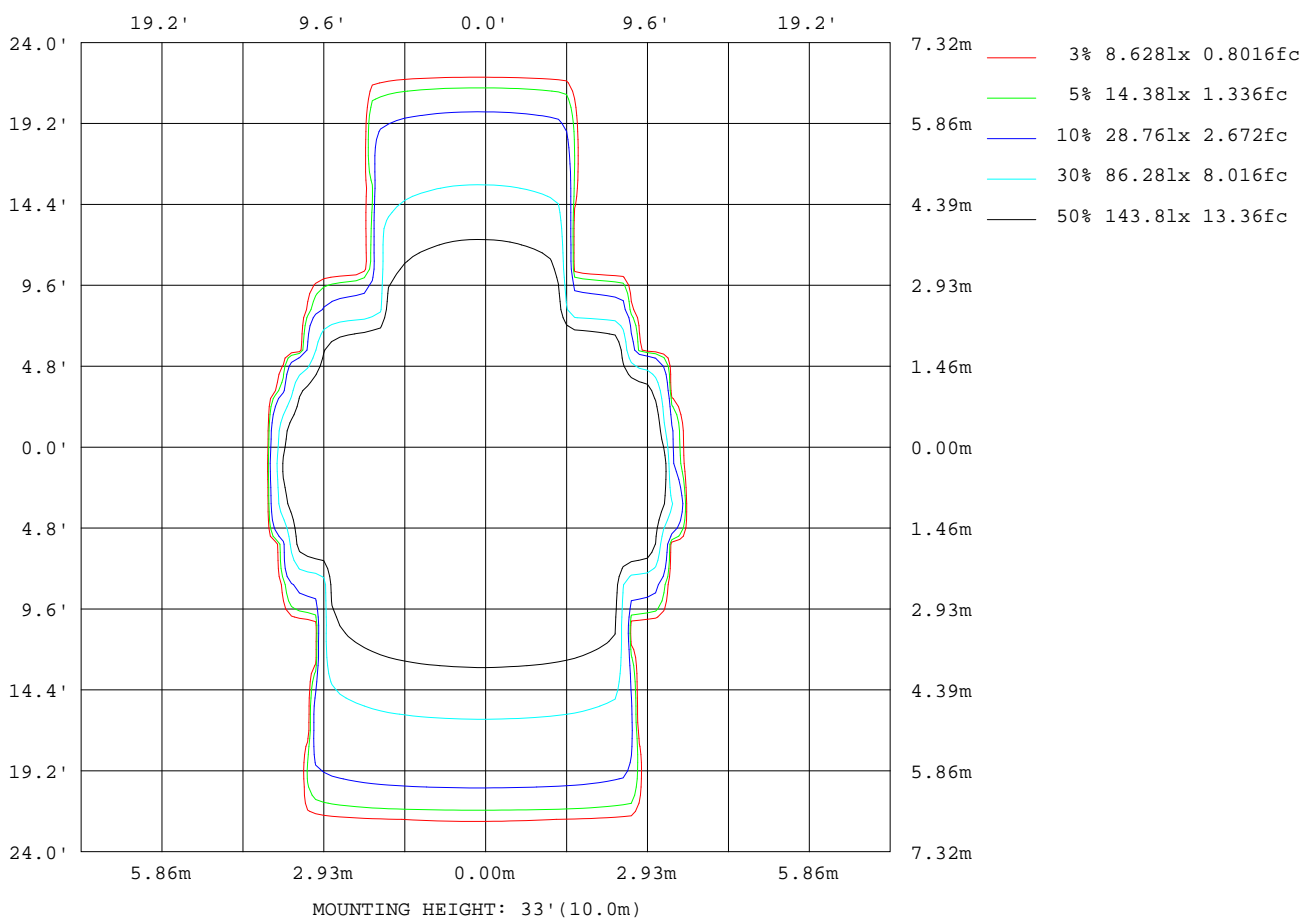
Note:The Curves indicate the illuminated area and the average illumination when the luminaire is at different distance.

C Range: 0 - 360DEG
 C Interval: 5.0DEG
 Test Speed: HIGH
 Temperature:25DEG
 Operators:WGW
 Test Date:2020-01-14

γ Range: 0 - 90DEG
 γ Interval: 0.5DEG
 Test System:EVERFINE GO-2000A_V1 SYSTEM V1.0.260
 Humidity:65.0%
 Test Distance:11.127m [K=1.0000]
 Remarks:

ISOLUX DIAGRAM

NAME: VL800 EVENTPROFILE FULL ON BIG ANGLE 50%	TYPE:	WEIGHT:
DIM.:	SPEC.:230V	SERIAL No.:
MFR.: SIGNIFY	SUR.:	PROTECTION ANGLE:



C Range: 0 - 360DEG
 C Interval: 5.0DEG
 Test Speed: HIGH
 Temperature:25DEG
 Operators:WGW
 Test Date:2020-01-14

γ Range: 0 - 90DEG
 γ Interval: 0.5DEG
 Test System:EVERFINE GO-2000A_V1 SYSTEM V1.0.260
 Humidity:65.0%
 Test Distance:11.127m [K=1.0000]
 Remarks:

Average Luminance Table(CIBSE)

NAME: VL800 EVENTPROFILE FULL ON BIG ANGLE 50%	TYPE:	WEIGHT:
DIM.:	SPEC.:230V	SERIAL No.:
MFR.: SIGNIFY	SUR.:	PROTECTION ANGLE:

Parameter description for average Luminance	Symbol	Value	Unit
Luminance in Azimuth Plane	Bc	refer Table 2	cd/sq.m.
Intensity at angle Gamma in given azimuth plane	I	from data	cd/klm
Number of lamps	N	1	
Output of each lamp(initial lumens as specified)	F	11841.1	lm
Multiplying factor	K	1	
Luminous area in horizontal plane used in calculations	A	0.1	sq.m.
Angle to the downward vertical from light centre	Gamma	from data	deg

Table 1. Calculation parameters for determination of CIBSE LG3:1996 Average Luminance

G deg	C plane(deg)																		
	0	10	20	30	40	50	60	70	80	90	100	110	120	130	140	150	160	170	180
55	87	120	433	741	837	919	980	1010	1015	1025	1046	1085	1106	1054	961	850	496	148	126
60	90	163	561	775	855	905	911	931	948	961	968	970	968	972	923	839	613	180	105
65	110	277	739	857	932	904	893	906	921	934	942	947	947	941	945	882	785	288	110
70	159	486	888	1023	951	895	877	881	890	904	913	924	930	935	961	1007	897	489	144
75	248	892	1176	1075	958	895	864	823	549	465	565	864	919	948	992	1079	1145	885	223
80	424	1479	1401	1121	682	0	0	0	0	0	0	0	0	0	742	1186	1375	1399	399
85	1031	2516	317	0	0	0	0	0	0	0	0	0	0	0	0	0	329	2360	1356

Table 2. Average Luminance(cd/sq.m.) for defined C plane,Gamma angle

CIBSE Category	Gamma (deg)	Average Luminance		Patch Luminance	
		maximum calculated	specified maximum	maximum measured	specified maximum
Category 1	55 to 90	2516	200	---	500
Category 2	65 to 90	2516	200	---	500
Category 3	75 to 90	2516	200	---	500

Table 3. Tabulation of Average and Patch Luminance(cd/sq.m.) for defined CIBSE categories

No match

C Range: 0 - 360DEG
 C Interval: 5.0DEG
 Test Speed: HIGH
 Temperature:25DEG
 Operators:WGW
 Test Date:2020-01-14

γ Range: 0 - 90DEG
 γ Interval: 0.5DEG
 Test System:EVERFINE GO-2000A_V1 SYSTEM V1.0.260
 Humidity:65.0%
 Test Distance:11.127m [K=1.0000]
 Remarks:

Average Luminance Table(CIBSE)

NAME: VL800 EVENTPROFILE FULL ON BIG ANGLE 50%	TYPE:	WEIGHT:
DIM.:	SPEC.:230V	SERIAL No.:
MFR.: SIGNIFY	SUR.:	PROTECTION ANGLE:

Parameter description for average Luminance	Symbol	Value	Unit
Luminance in Azimuth Plane	Bc	refer Table 2	cd/sq.m.
Intensity at angle Gamma in given azimuth plane	I	from data	cd/klm
Number of lamps	N	1	
Output of each lamp(initial lumens as specified)	F	11841.1	lm
Multiplying factor	K	1	
Luminous area in horizontal plane used in calculations	A	0.1	sq.m.
Angle to the downward vertical from light centre	Gamma	from data	deg

Table 1. Calculation parameters for determination of CIBSE LG3:2001 Average Luminance

G deg	C plane(deg)																		
	0	10	20	30	40	50	60	70	80	90	100	110	120	130	140	150	160	170	180
55	87	120	433	741	837	919	980	1010	1015	1025	1046	1085	1106	1054	961	850	496	148	126
60	90	163	561	775	855	905	911	931	948	961	968	970	968	972	923	839	613	180	105
65	110	277	739	857	932	904	893	906	921	934	942	947	947	941	945	882	785	288	110
70	159	486	888	1023	951	895	877	881	890	904	913	924	930	935	961	1007	897	489	144
75	248	892	1176	1075	958	895	864	823	549	465	565	864	919	948	992	1079	1145	885	223
80	424	1479	1401	1121	682	0	0	0	0	0	0	0	0	0	742	1186	1375	1399	399
85	1031	2516	317	0	0	0	0	0	0	0	0	0	0	0	0	0	329	2360	1356

Table 2. Average Luminance(cd/sq.m.) for defined C plane,Gamma angle

range (deg)	Maximum measured	Average Luminance(cd/sq.m)			
		Maximum limit for screen type & software category used			
		Type I,II screen Some neg.s'ware	Type I,II screen Only pos.s'ware	Type III screen Some neg.s'ware	Type III screen Only pos.s'ware
55 to 90	2516	1000	1500	200	500
65 to 90	2516	1000	1500	200	500

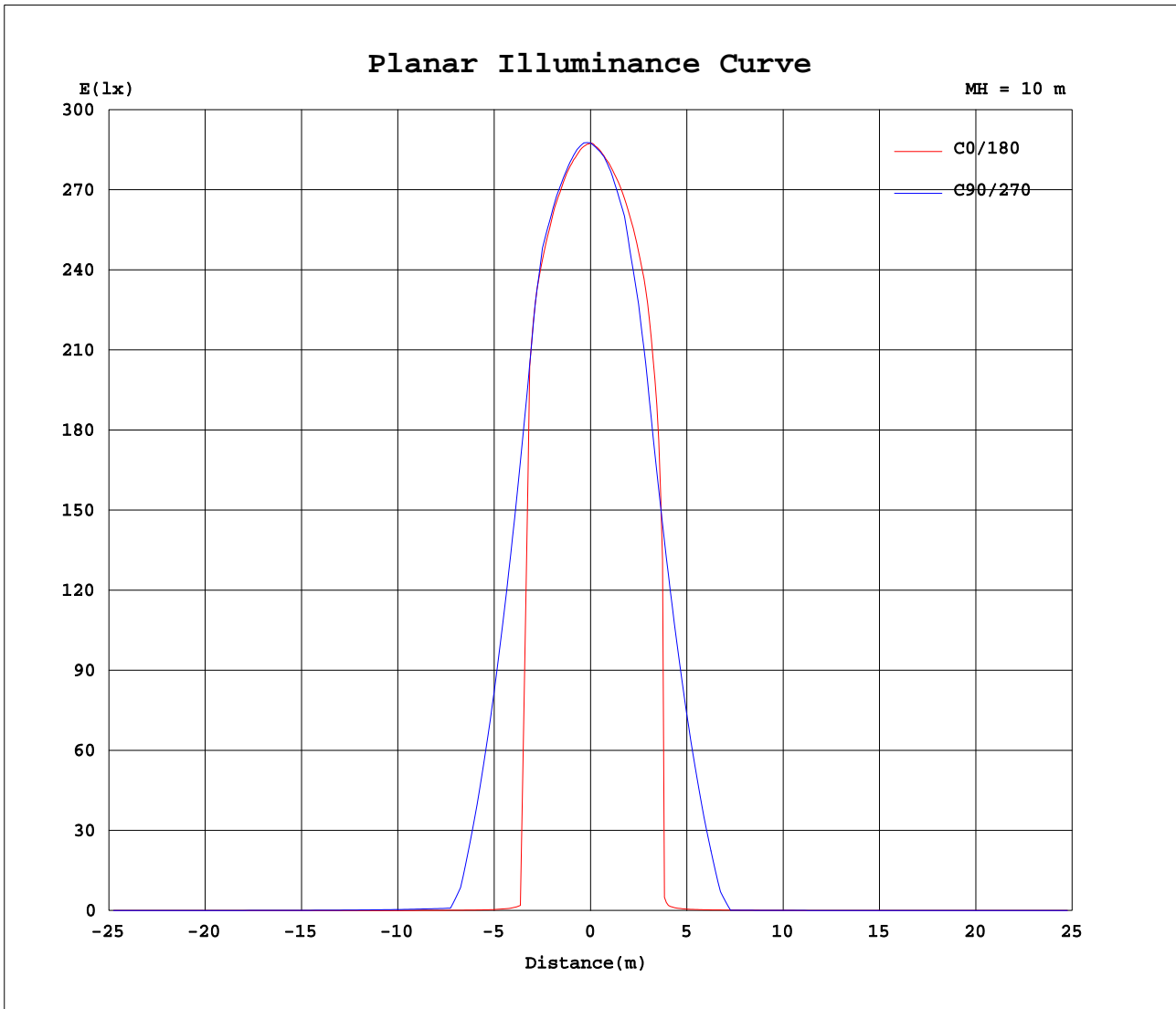
Table 3. Tabulation of average luminance(cd/sq.m.) and luminance limits

No match

C Range: 0 - 360DEG
 C Interval: 5.0DEG
 Test Speed: HIGH
 Temperature:25DEG
 Operators:WGW
 Test Date:2020-01-14

γ Range: 0 - 90DEG
 γ Interval: 0.5DEG
 Test System:EVERFINE GO-2000A_V1 SYSTEM V1.0.260
 Humidity:65.0%
 Test Distance:11.127m [K=1.0000]
 Remarks:

Planar Illuminance Curve



C Range: 0 - 360DEG
 C Interval: 5.0DEG
 Test Speed: HIGH
 Temperature: 25DEG
 Operators: WGW
 Test Date: 2020-01-14

γ Range: 0 - 90DEG
 γ Interval: 0.5DEG
 Test System: EVERFINE GO-2000A_V1 SYSTEM V1.0.260
 Humidity: 65.0%
 Test Distance: 11.127m [K=1.0000]
 Remarks:

LUMINOUS DISTRIBUTION INTENSITY DATA

NAME: VL800 EVENTPROFILE FULL ON BIG ANGLE 50%	TYPE:	WEIGHT:
DIM.:	SPEC.:230V	SERIAL No.:
MFR.: SIGNIFY	SUR.:	PROTECTION ANGLE:

Table--1

UNIT: x10cd

C(DEG) γ (DEG)	0	5	10	15	20	25	30	35	40	45	50	55	60	65	70	75	80	85	90
0	2875	2875	2875	2875	2875	2875	2875	2875	2875	2875	2875	2875	2875	2875	2875	2875	2875	2875	2875
5	2844	2846	2847	2849	2851	2852	2852	2852	2853	2854	2856	2857	2858	2858	2859	2860	2861	2861	2862
10	2779	2783	2789	2791	2792	2794	2795	2796	2796	2799	2800	2803	2805	2808	2810	2812	2808	2805	2802
15	2629	2640	2646	2650	2647	2649	2653	2664	2676	2664	2661	2668	2675	2680	2677	2659	2646	2639	2640
20	23.7	49.9	187	505	687	484	1078	1459	925	446	1903	2206	2199	2171	2127	2083	2049	2029	2026
25	7.41	7.68	8.08	8.82	9.88	11.2	12.7	14.4	16.2	19.3	24.5	36.6	1497	1505	1475	1428	1388	1362	1357
30	3.70	3.79	3.98	4.49	5.32	6.48	7.62	8.81	10.4	12.2	14.3	17.5	24.8	855	828	778	728	696	687
35	2.45	2.49	2.66	3.01	3.95	4.84	5.72	6.68	7.75	9.02	10.6	12.1	14.0	17.3	211	139	109	90.3	84.5
40	1.62	1.65	1.76	2.25	3.04	3.90	4.78	5.68	6.66	7.70	8.80	9.86	10.6	11.4	12.1	12.9	13.6	14.2	14.8
45	0.93	0.96	1.03	1.59	2.44	3.37	4.29	5.23	6.18	7.01	7.57	8.10	8.65	9.22	9.78	10.3	10.9	11.3	11.7
50	0.64	0.65	0.79	1.41	2.31	3.22	4.17	5.10	5.57	5.91	6.26	6.62	6.99	7.35	7.67	7.97	8.24	8.49	8.70
55	0.50	0.50	0.69	1.53	2.48	3.43	4.25	4.54	4.80	5.05	5.27	5.47	5.62	5.73	5.80	5.78	5.82	5.85	5.88
60	0.45	0.44	0.82	1.81	2.81	3.63	3.88	4.09	4.28	4.42	4.53	4.56	4.55	4.59	4.65	4.69	4.74	4.79	4.81
65	0.46	0.45	1.17	2.25	3.12	3.38	3.62	3.81	3.94	3.89	3.82	3.78	3.77	3.78	3.83	3.87	3.89	3.93	3.95
70	0.55	0.55	1.66	2.75	3.04	3.28	3.50	3.41	3.25	3.14	3.06	3.02	3.00	2.99	3.01	3.03	3.04	3.08	3.09
75	0.64	0.91	2.31	2.78	3.04	3.03	2.78	2.61	2.48	2.39	2.32	2.28	2.24	2.22	2.13	1.72	1.42	1.26	1.20
80	0.74	1.63	2.57	2.81	2.43	2.16	1.95	1.80	1.18	0.00	0.00	0.00	0.00	0.00	0.00	0.00	0.00	0.00	0.00
85	0.90	2.45	2.19	1.74	0.28	0.00	0.00	0.00	0.00	0.00	0.00	0.00	0.00	0.00	0.00	0.00	0.00	0.00	0.00
90	1.09	0.00	0.00	0.00	0.00	0.00	0.00	0.00	0.00	0.00	0.00	0.00	0.00	0.00	0.00	0.00	0.00	0.00	0.00

C Range: 0 - 360DEG
 C Interval: 5.0DEG
 Test Speed: HIGH
 Temperature:25DEG
 Operators:WGW
 Test Date:2020-01-14

γ Range: 0 - 90DEG
 γ Interval: 0.5DEG
 Test System:EVERFINE GO-2000A_V1 SYSTEM V1.0.260
 Humidity:65.0%
 Test Distance:11.127m [K=1.0000]
 Remarks:

LUMINOUS DISTRIBUTION INTENSITY DATA

NAME: VL800 EVENTPROFILE FULL ON BIG ANGLE 50%	TYPE:	WEIGHT:
DIM.:	SPEC.:230V	SERIAL No.:
MFR.: SIGNIFY	SUR.:	PROTECTION ANGLE:

Table--2

UNIT: x10cd

C(DEG) γ (DEG)	95	100	105	110	115	120	125	130	135	140	145	150	155	160	165	170	175	180	185
0	2875	2875	2875	2875	2875	2875	2875	2875	2875	2875	2875	2875	2875	2875	2875	2875	2875	2875	2875
5	2860	2859	2857	2855	2855	2855	2854	2853	2852	2851	2850	2849	2848	2847	2844	2842	2841	2840	2838
10	2799	2800	2802	2804	2803	2802	2800	2797	2795	2797	2798	2800	2802	2802	2803	2802	2797	2793	2784
15	2643	2651	2665	2684	2690	2684	2685	2688	2697	2710	2703	2696	2693	2692	2694	2689	2680	2667	2651
20	2034	2054	2091	2137	2190	2239	2269	2266	2211	1944	1608	2194	2213	2016	1992	2049	1975	1883	1608
25	1366	1393	1436	1489	1537	1562	1522	463	29.2	22.2	20.1	18.2	16.2	14.6	12.8	11.7	10.9	10.5	9.88
30	699	732	782	844	893	864	28.1	19.2	15.9	13.6	11.7	10.0	8.77	7.44	6.42	5.70	5.37	5.24	5.04
35	91.4	111	142	219	294	19.9	15.6	13.6	11.7	10.1	8.70	7.52	6.45	5.39	4.43	3.97	3.76	3.71	3.61
40	15.1	15.1	14.9	14.5	13.9	13.3	12.5	11.3	9.87	8.53	7.30	6.20	5.17	4.17	3.38	2.93	2.85	2.82	2.73
45	12.0	12.0	11.8	11.5	11.1	10.6	10.1	9.51	8.82	7.76	6.58	5.42	4.35	3.32	2.43	1.99	2.02	2.02	1.92
50	8.84	8.90	8.88	8.77	8.58	8.31	7.98	7.56	7.15	6.75	6.17	5.06	3.96	2.92	1.90	1.28	1.18	1.18	1.21
55	5.93	6.00	6.07	6.23	6.34	6.34	6.24	6.04	5.80	5.51	5.21	4.87	3.93	2.84	1.77	0.85	0.67	0.72	0.74
60	4.82	4.84	4.85	4.85	4.85	4.84	4.87	4.86	4.77	4.61	4.42	4.19	3.97	3.07	1.99	0.90	0.49	0.52	0.55
65	3.96	3.98	3.99	4.00	4.01	4.00	3.99	3.98	3.98	3.99	3.88	3.73	3.53	3.32	2.35	1.22	0.45	0.46	0.43
70	3.10	3.12	3.14	3.16	3.17	3.18	3.20	3.20	3.23	3.29	3.38	3.44	3.28	3.07	2.80	1.67	0.52	0.49	0.39
75	1.27	1.46	1.79	2.24	2.35	2.38	2.44	2.45	2.51	2.57	2.66	2.79	2.96	2.96	2.73	2.29	0.86	0.58	0.37
80	0.00	0.00	0.00	0.00	0.00	0.00	0.00	0.00	0.00	1.29	1.95	2.06	2.20	2.39	2.66	2.43	1.52	0.69	0.30
85	0.00	0.00	0.00	0.00	0.00	0.00	0.00	0.00	0.00	0.00	0.00	0.00	0.00	0.29	1.73	2.06	2.22	1.18	0.68
90	0.00	0.00	0.00	0.00	0.00	0.00	0.00	0.00	0.00	0.00	0.00	0.00	0.00	0.00	0.00	0.00	0.00	2.23	0.00

C Range: 0 - 360DEG
 C Interval: 5.0DEG
 Test Speed: HIGH
 Temperature:25DEG
 Operators:WGW
 Test Date:2020-01-14

γ Range: 0 - 90DEG
 γ Interval: 0.5DEG
 Test System:EVERFINE GO-2000A_V1 SYSTEM V1.0.260
 Humidity:65.0%
 Test Distance:11.127m [K=1.0000]
 Remarks:

LUMINOUS DISTRIBUTION INTENSITY DATA

NAME: VL800 EVENTPROFILE FULL ON BIG ANGLE 50%	TYPE:	WEIGHT:
DIM.:	SPEC.:230V	SERIAL No.:
MFR.: SIGNIFY	SUR.:	PROTECTION ANGLE:

Table--3

UNIT: x10cd

C(DEG)\γ (DEG)	190	195	200	205	210	215	220	225	230	235	240	245	250	255	260	265	270	275	280
0	2875	2875	2875	2875	2875	2875	2875	2875	2875	2875	2875	2875	2875	2875	2875	2875	2875	2875	2875
5	2837	2836	2835	2835	2834	2835	2835	2834	2835	2835	2832	2831	2829	2828	2828	2829	2830	2831	2833
10	2777	2770	2765	2760	2753	2749	2744	2741	2739	2737	2734	2732	2730	2731	2729	2727	2723	2720	2719
15	2638	2628	2592	2563	2538	2529	2535	2251	2336	2327	2348	2366	2385	2401	2407	2405	2398	2390	2375
20	1080	968	1083	558	631	959	762	378	127	167	1464	1690	1784	1815	1832	1831	1822	1813	1795
25	9.39	8.94	8.53	8.19	7.88	7.70	7.95	8.97	10.5	13.6	21.5	550	1145	1209	1224	1223	1216	1209	1193
30	4.86	4.67	4.47	4.27	4.15	4.28	4.58	5.10	5.75	6.62	8.46	13.3	547	630	628	618	609	609	610
35	3.47	3.30	3.13	2.97	2.93	2.94	2.98	3.09	3.35	3.64	3.95	4.46	17.3	97.9	83.1	69.1	63.4	68.0	80.2
40	2.56	2.37	2.23	2.20	2.18	2.11	2.06	2.05	2.03	2.04	2.07	2.23	2.34	2.44	2.45	2.46	2.44	2.42	2.39
45	1.72	1.55	1.53	1.55	1.55	1.51	1.44	1.41	1.53	1.69	1.86	2.00	2.09	2.16	2.16	2.12	2.09	2.09	2.09
50	1.11	1.03	1.06	1.09	1.09	1.07	1.18	1.32	1.45	1.58	1.70	1.81	1.88	1.90	1.88	1.79	1.74	1.77	1.81
55	0.72	0.71	0.74	0.79	0.85	1.03	1.18	1.33	1.44	1.54	1.62	1.68	1.70	1.68	1.64	1.52	1.45	1.51	1.57
60	0.54	0.51	0.51	0.62	0.91	1.11	1.26	1.38	1.48	1.56	1.64	1.73	1.79	1.82	1.80	1.72	1.66	1.70	1.74
65	0.40	0.38	0.43	0.79	1.07	1.27	1.39	1.54	1.68	1.80	1.88	1.95	2.00	2.03	2.03	1.98	1.94	1.96	1.98
70	0.32	0.33	0.76	1.10	1.35	1.55	1.72	1.86	1.98	2.08	2.14	2.19	2.22	2.24	2.25	2.23	2.21	2.22	2.22
75	0.25	0.74	1.21	1.53	1.77	1.95	2.09	2.22	2.31	2.37	2.41	2.43	2.33	1.83	1.49	1.28	1.22	1.28	1.48
80	0.70	1.34	1.77	2.04	2.24	2.39	1.65	0.00	0.00	0.00	0.00	0.00	0.00	0.00	0.00	0.00	0.00	0.00	0.00
85	1.67	2.16	0.41	0.00	0.00	0.00	0.00	0.00	0.00	0.00	0.00	0.00	0.00	0.00	0.00	0.00	0.00	0.00	0.00
90	0.00	0.00	0.00	0.00	0.00	0.00	0.00	0.00	0.00	0.00	0.00	0.00	0.00	0.00	0.00	0.00	0.00	0.00	0.00

C Range: 0 - 360DEG
 C Interval: 5.0DEG
 Test Speed: HIGH
 Temperature: 25DEG
 Operators: WGW
 Test Date: 2020-01-14

γ Range: 0 - 90DEG
 γ Interval: 0.5DEG
 Test System: EVERFINE GO-2000A_V1 SYSTEM V1.0.260
 Humidity: 65.0%
 Test Distance: 11.127m [K=1.0000]
 Remarks:

LUMINOUS DISTRIBUTION INTENSITY DATA

NAME: VL800 EVENTPROFILE FULL ON BIG ANGLE 50%	TYPE:	WEIGHT:
DIM.:	SPEC.:230V	SERIAL No.:
MFR.: SIGNIFY	SUR.:	PROTECTION ANGLE:

Table--4

UNIT: x10cd

C(DEG) γ (DEG)	285	290	295	300	305	310	315	320	325	330	335	340	345	350	355				
0	2875	2875	2875	2875	2875	2875	2875	2875	2875	2875	2875	2875	2875	2875	2875				
5	2834	2835	2838	2839	2841	2841	2841	2840	2839	2839	2839	2839	2840	2841	2842				
10	2718	2719	2719	2720	2722	2725	2730	2736	2743	2747	2754	2759	2763	2768	2773				
15	2351	2325	2281	1913	1404	1763	2165	2485	2472	2471	2434	2361	2587	2596	2611				
20	1761	1669	270	31.7	22.0	115	128	70.3	18.8	17.6	143	20.0	23.3	32.8	42.5				
25	1151	183	19.7	13.5	10.3	8.63	7.59	6.74	6.33	6.27	6.40	6.53	6.72	6.95	7.19				
30	427	13.4	8.67	6.68	5.70	4.96	4.32	3.82	3.57	3.43	3.41	3.46	3.51	3.56	3.63				
35	6.15	4.21	3.78	3.55	3.24	2.89	2.66	2.51	2.42	2.36	2.35	2.34	2.37	2.39	2.44				
40	2.32	2.23	2.15	1.99	1.89	1.83	1.77	1.72	1.70	1.65	1.60	1.57	1.56	1.58	1.60				
45	2.06	2.00	1.91	1.76	1.58	1.39	1.23	1.21	1.19	1.16	1.10	1.00	0.93	0.92	0.92				
50	1.81	1.78	1.72	1.60	1.45	1.30	1.16	1.00	0.89	0.85	0.78	0.71	0.63	0.62	0.63				
55	1.59	1.60	1.57	1.50	1.41	1.30	1.18	1.05	0.90	0.73	0.64	0.56	0.49	0.46	0.49				
60	1.74	1.71	1.63	1.53	1.44	1.35	1.26	1.15	1.02	0.84	0.57	0.42	0.38	0.38	0.42				
65	1.97	1.94	1.88	1.80	1.70	1.58	1.43	1.31	1.20	1.02	0.75	0.39	0.31	0.34	0.40				
70	2.21	2.19	2.14	2.08	2.00	1.91	1.79	1.65	1.50	1.32	1.08	0.74	0.31	0.31	0.39				
75	1.82	2.33	2.41	2.38	2.32	2.25	2.16	2.04	1.90	1.73	1.52	1.21	0.74	0.25	0.38				
80	0.00	0.00	0.00	0.00	0.00	0.00	0.00	1.62	2.33	2.18	2.00	1.73	1.34	0.72	0.33				
85	0.00	0.00	0.00	0.00	0.00	0.00	0.00	0.00	0.00	0.00	0.00	0.40	2.09	1.63	0.72				
90	0.00	0.00	0.00	0.00	0.00	0.00	0.00	0.00	0.00	0.00	0.00	0.00	0.00	0.00	0.00				

C Range: 0 - 360DEG
 C Interval: 5.0DEG
 Test Speed: HIGH
 Temperature:25DEG
 Operators:WGW
 Test Date:2020-01-14

γ Range: 0 - 90DEG
 γ Interval: 0.5DEG
 Test System:EVERFINE GO-2000A_V1 SYSTEM V1.0.260
 Humidity:65.0%
 Test Distance:11.127m [K=1.0000]
 Remarks: